



MARKYT 

Community Scorecard

2024

Prepared for



Prepared by



CATALYSE
FUTYR | MARKYT | CULTYR

Contents

Strategic overview	3
Approach	5
Overall performance	10
MARKYT® industry comparisons	14
MARKYT® community trends	18
MARKYT® community priorities	21
Community action plans top 7 priorities	24
Performance against key performance areas:	
People	33
Planet	46
Place	52
Prosperity	62
Performance	74
Overview of community variances	87
MARKYT® community priorities other stakeholder groups	91

Strategic overview

Vision



21

% agree

6% points below
Industry Average and
down 4% points from 2021

Liveability

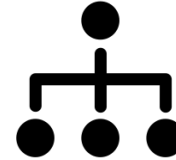


56

Performance Index Score

18 index points below
Industry Average and
down 7 points from 2021

Governance



46

Performance Index Score

5 index points below
Industry Average and
down 3 points from 2021

Rates Value



27

Performance Index Score

15 index points below
Industry Average and
down 1 point from 2021

Top 3 performers

- Library services
- Place to visit
- Airport facilities and services

Most improved

- Footpaths, trails and cycleways
- Family / children services and facilities
- Sport and recreation facilities and services

Strongest compared to other councils

- Airport facilities and services
- Place to visit
- Shire's leadership

Priorities



Community safety and crime prevention



Local roads



Housing



Kununurra town centre



Youth services and facilities



Health and community services



Family / children services and facilities

Approach

Purpose



Department of
**Local Government, Sport
and Cultural Industries**

GOVERNMENT OF
WESTERN AUSTRALIA

DLGSC's Integrated Planning and Reporting Framework requires local councils to review the **Strategic Community Plan** at least once every two years.

MARKYT Community Scorecard

The Shire of Wyndham East Kimberley commissioned a MARKYT® Community Scorecard to:

- Support a review of the Strategic Community Plan (SCP)
- Assess performance against objectives and key performance indicators (KPIs) in the SCP
- Determine community priorities
- Benchmark performance

SHIRE OF WYNDHAM EAST KIMBERLEY

**Connecting our cultures,
striving for prosperity,
celebrating the spirit of
country and community**

Strategic Community Plan 2023 - 2033



The Study

The Shire of Wyndham East Kimberley commissioned CATALYSE® to conduct an independent MARKYT® Community Scorecard.

The Shire arranged delivery of scorecards to all PO Boxes and provided supporting promotions through Shire communication channels.

CATALYSE® sent email invitations to all customer contacts in the Shire’s customer databases.

The scorecard was open from 29 January to 16 February 2024.



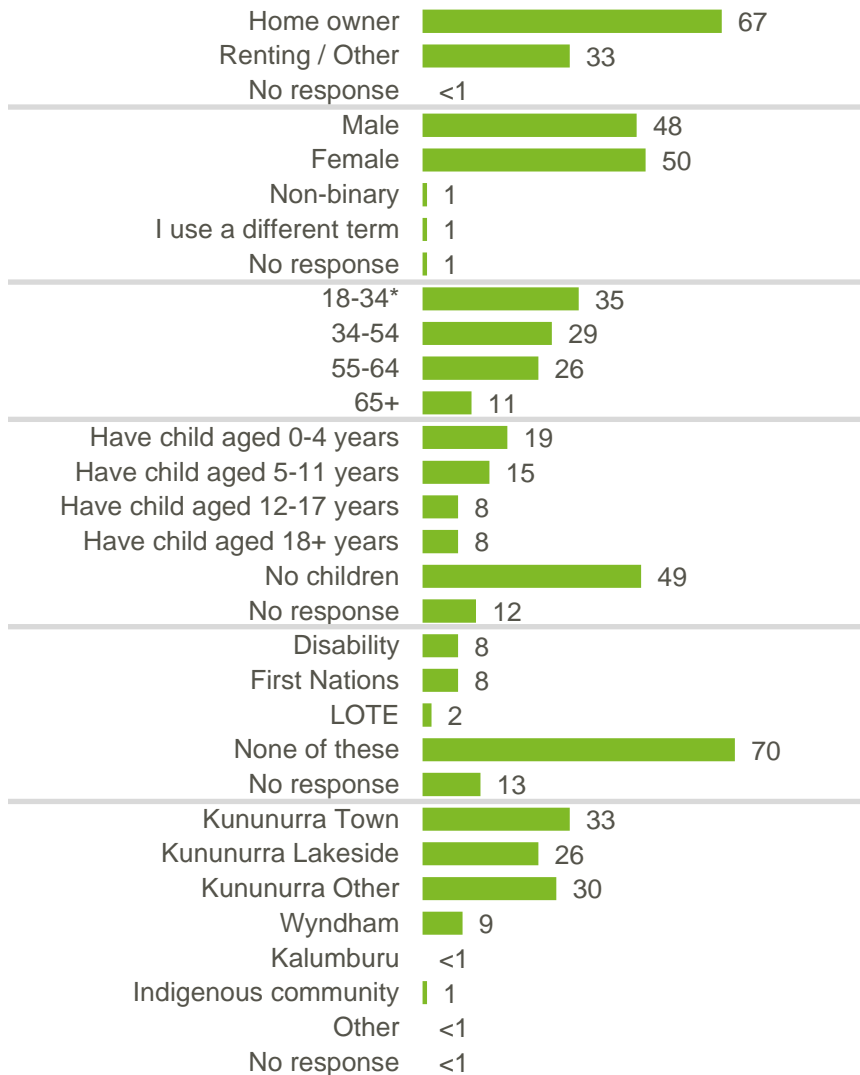
The scorecard was completed by **570 community members** with various connections to the Shire:

Local resident	Local business	Community organisation	Out of area ratepayer/ visitor	Elected Member / Employee
465	171	170	48	57

The main body of this report shows responses from residents for consistency with historical analysis and benchmarking. Responses were weighted by age and gender to match the ABS Census population profile. Responses for other stakeholder groups are provided at the end of this report.

Throughout the report, where sub-totals add to $\pm 1\%$ of the parts, this is due to rounding errors to zero decimal places.

% of resident respondents (weighted)



LOTE: Language other than English

* Includes a small number of 14-17 year olds

Over the past 21 years, CATALYSE® has conducted community perceptions surveys for more than 70 councils across Australia. When comparable questions are asked, we publish high and average scores to enable participating councils to recognise and learn from industry leaders. In this report, average and high scores are calculated from councils that have completed a MARKYT® accredited study within the **past three years**.

Perth Region

- City of Armadale
- Town of Bassendean
- City of Bayswater
- City of Belmont
- Town of Cambridge
- City of Canning
- Town of Claremont
- City of Cockburn
- Town of Cottesloe
- Town of East Fremantle
- City of Fremantle
- City of Joondalup
- City of Kalamunda
- City of Kwinana
- City of Melville
- Town of Mosman Park
- Shire of Mundaring
- City of Nedlands
- Shire of Peppermint Grove
- City of Perth
- Serpentine–Jarrahdale Shire
- City of South Perth
- City of Subiaco
- City of Swan
- Town of Victoria Park
- City of Vincent
- City of Wanneroo

Peel Region

- Shire of Boddington
- City of Mandurah
- Shire of Murray
- Serpentine-Jarrahdale Shire

Wheatbelt Region

- Shire of Chittering
 - Shire of Dandaragan
 - Shire of Gingin
 - Shire of Merredin
 - Shire of Narrogin
 - Shire of Northam
 - Shire of Pingelly
 - Shire of Toodyay
 - Shire of York
- South West Region**
- Shire of Augusta-Margaret River
 - Shire of Bridgetown-Greenbushes
 - City of Bunbury
 - City of Busselton
 - Shire of Capel
 - Shire of Collie
 - Shire of Dardanup
 - Shire of Donnybrook-Balingup
 - Shire of Harvey

Great Southern Region

- City of Albany
- Shire of Broomehill-Tambellup
- Shire of Cranbrook
- Shire of Denmark
- Shire of Gnowangerup
- Shire of Jerramungup
- Shire of Katanning
- Shire of Kent
- Shire of Kojoonup
- Shire of Plantagenet
- Shire of Woodanilling

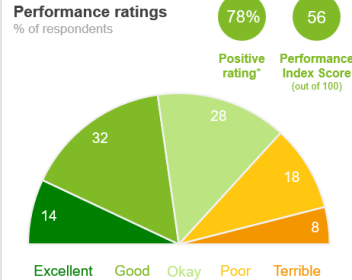


How to read performance dashboard charts

Trend analysis shows how performance varies over time.

Performance Ratings

The chart shows community perceptions of performance on a five point scale from excellent to terrible.



Trend Analysis



MARKYT Industry Standards



The Performance Index Score is a weighted score out of 100.

Score	Average Rating
100	Excellent
75	Good
50	Okay
25	Poor
0	Terrible

Variations across the community

Total	Home owner/ Renting/other	Male	Female	No children	Have child 0-4	Have child 5-11	Have child 12-17	Have child 18+	18-34 years	35-54 years	55-64 years	65+ years	Disability	First Nations	Kununurra Town	Kununurra Lakeside	Kununurra Other	Wyndham
56	56	57	51	62	61	54	49	54	55	56	56	62	58	60	52	51	66	57

Variance across the community shows how results vary across the community based on the Performance Index Score

MARKYT® Industry Standards show how Council is performing compared to other councils.

Council Score is the Council's performance index score.

Industry High is the highest score achieved by councils that have completed a comparable study with CATALYSE®.

Industry Average is the average score among councils that have completed a comparable study with CATALYSE®.

Overall Performance

Place to live

Performance ratings

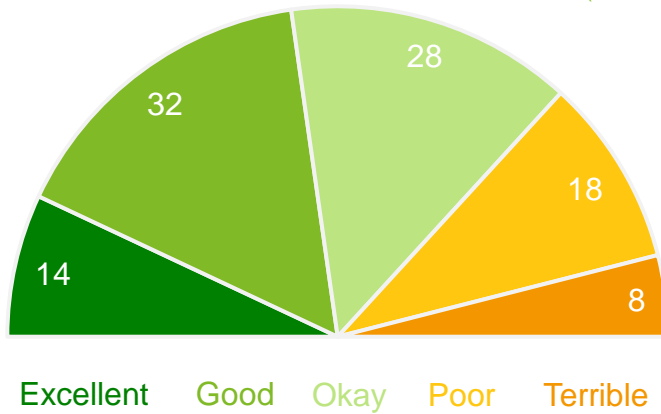
% of respondents

74%

56

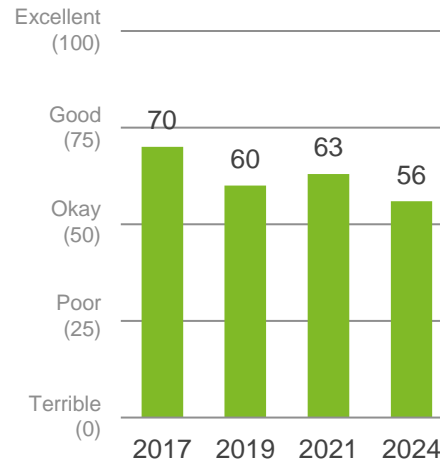
Positive rating*

Performance Index Score (out of 100)



Trend Analysis

Performance Index Score



MARKYT Industry Standards

Performance Index Score



Shire of Wyndham East Kimberley

56

Industry High

91

Industry Average

74

Variances across the community

Performance Index Score

Total	Home owner	Renting/other	Male	Female	No children	Have child 0-4	Have child 5-11	Have child 12-17	Have child 18+	18-34 years	35-54 years	55-64 years	65+ years	Disability	First Nations	Kununurra Town	Kununurra Lakeside	Kununurra Other	Wyndham
56	56	57	51	62	61	54	49	54	55	55	56	56	62	58	60	52	51	66	57

Q. How would you rate performance in the following areas?

Base: All respondents, excludes 'unsure' and 'no response' (n = 465). * Positive Rating = excellent, good + okay

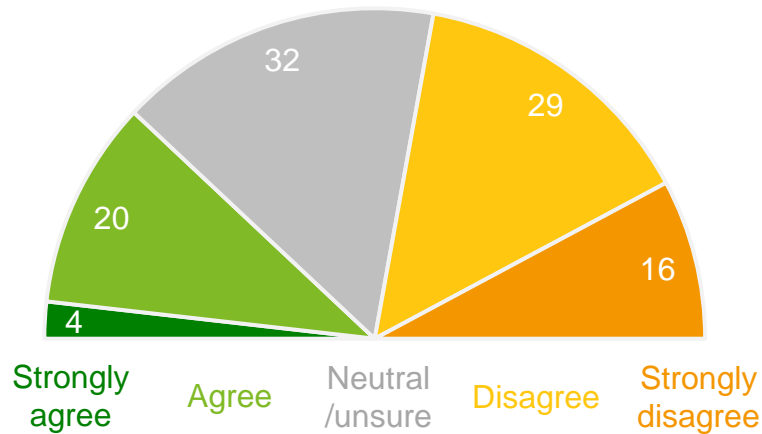
The Shire is creating a more liveable, connected and sustainable future

Level of agreement

% of respondents

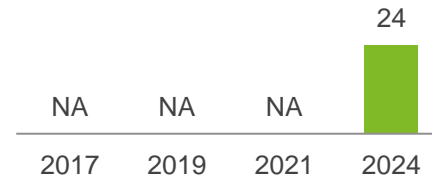
24%

Total Agree



Trend Analysis

% agree



MARKYT Industry Standards

% agree



Shire of Wyndham East Kimberley	24
Industry High	NA
Industry Average	NA

Variations across the community

% agree

Total	Home owner	Renting/other	Male	Female	No children	Have child 0-4	Have child 5-11	Have child 12-17	Have child 18+	18-34 years	35-54 years	55-64 years	65+ years	Disability	First Nations	Kununurra Town	Kununurra Lakeside	Kununurra Other	Wyndham
24	20	34	22	27	20	29	27	25	23	27	19	26	24	21	16	24	23	31	5

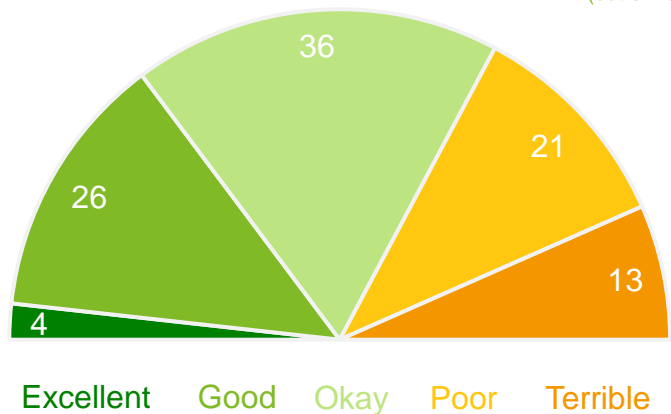
Q. How strongly do you agree or disagree the Shire of Windham East Kimberley:

Base: All respondents, excludes 'no response' (n = 448).

Governing organisation

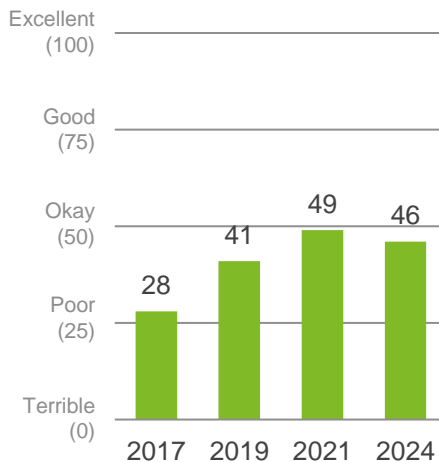
Performance ratings

% of respondents



Trend Analysis

Performance Index Score



MARKYT Industry Standards

Performance Index Score



Shire of Wyndham East Kimberley	46
Industry High	69
Industry Average	51

Variances across the community

Performance Index Score

Total	Home owner	Renting/other	Male	Female	No children	Have child 0-4	Have child 5-11	Have child 12-17	Have child 18+	18-34 years	35-54 years	55-64 years	65+ years	Disability	First Nations	Kununurra Town	Kununurra Lakeside	Kununurra Other	Wyndham
46	44	53	43	49	48	46	43	50	45	49	43	47	46	46	37	47	45	51	34

Q. How would you rate performance in the following areas?

Base: All respondents, excludes 'unsure' and 'no response' (n = 450). * Positive Rating = excellent, good + okay

MARKYT  industry comparisons

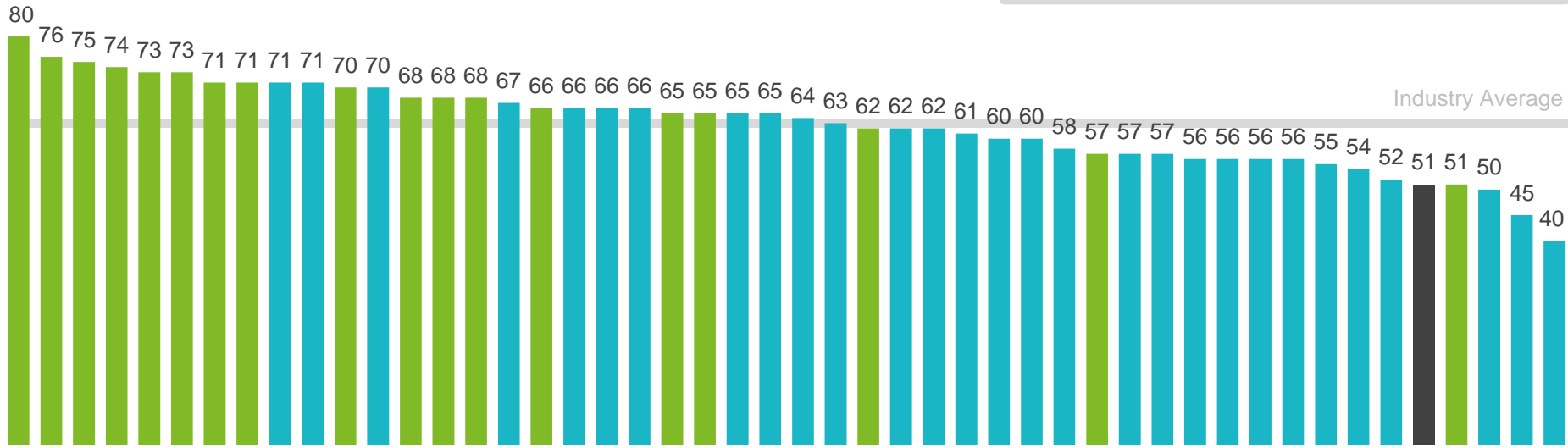
Overall Performance | industry comparisons

The 'Overall Performance Index Score' is a combined measure of the Shire of Wyndham East Kimberley as a 'place to live' and as a 'governing organisation'. The Shire of Wyndham East Kimberley's overall performance index score is 51 out of 100, 12 index points below the industry average.

Overall Performance Index Score

average of 'place to live' and 'governing organisation'

- Shire of Wyndham East Kimberley
- Metropolitan Councils
- Regional Councils



MARKYT Industry Standards

Performance Index Score



Shire of Wyndham East Kimberley	51
Industry High	80
Industry Average	63

How to read the MARKYT Benchmark Matrix

The MARKYT® Benchmark Matrix (shown in detail overleaf) illustrates how the community rates performance on individual measures, compared to how other councils are being rated by their communities.

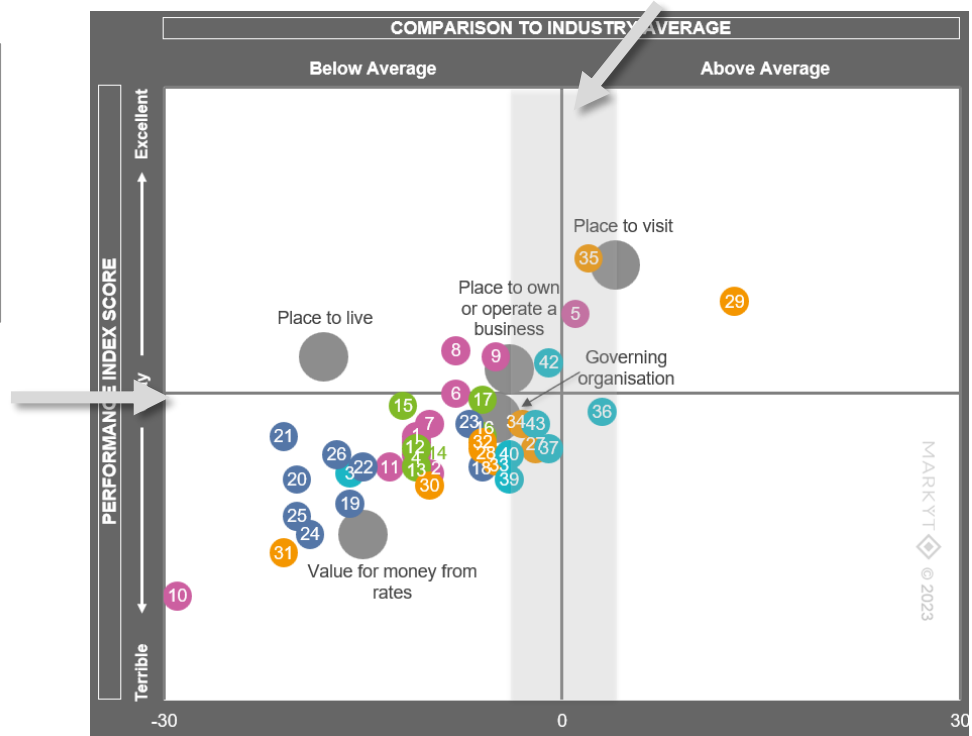
There are two dimensions. The vertical axis maps community perceptions of performance for individual measures. The horizontal axis maps performance relative to the MARKYT® Industry Standards.

Councils aim to be on the right side of this line, with performance ABOVE the MARKYT® Industry Average.

Services are grouped in five areas:

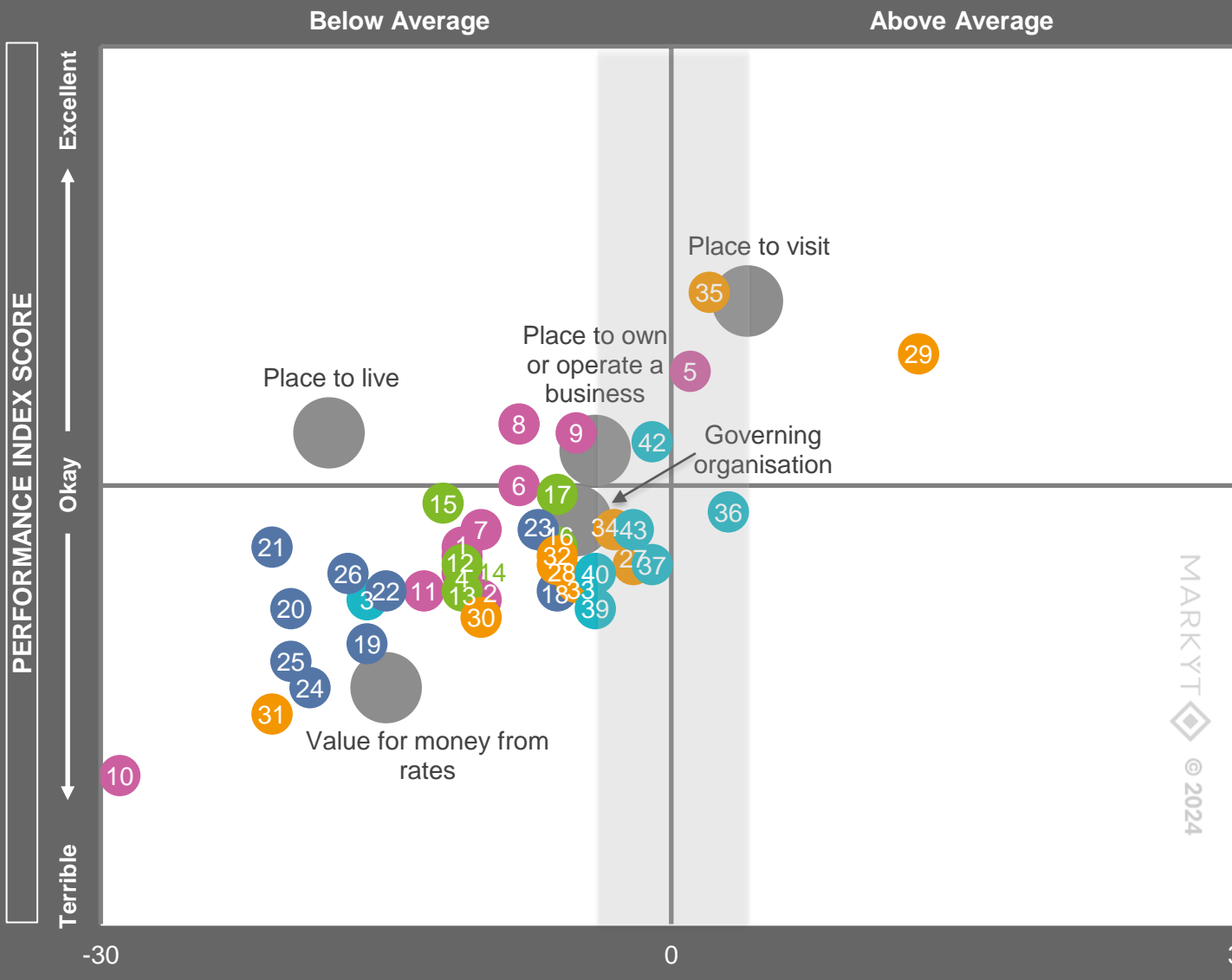
- People
- Planet
- Place
- Prosperity
- Performance

This line represents okay performance based on the MARKYT Performance Index Score. Higher performing service areas are placed above this line while lower performing areas are below it.



MARKYT Benchmark Matrix

COMPARISON TO INDUSTRY AVERAGE



- 1 Children & family services/facilities
- 2 Youth services and facilities
- 3 Seniors' services, facilities and care
- 4 Disability access and inclusion
- 5 First Nations cultures/heritage
- 6 Local history and heritage
- 7 Health and community services
- 8 Sport and recreation
- 9 Festivals, events, art & culture
- 10 Community safety/crime prevention
- 11 Lighting of streets and public places
- 12 Animal management
- 13 Sustainable practices
- 14 Conservation/environmental mgt
- 15 Waste management
- 16 Storm water drainage
- 17 Natural disaster management
- 18 Responsible growth/development
- 19 Housing
- 20 Community buildings, halls, toilets
- 21 Playgrounds, parks and reserves
- 22 Streetscapes, trees and verges
- 23 Footpaths, trails and cycleways
- 24 Local roads
- 25 Foreshore development & mgt
- 26 Marine facilities (boat ramps, jetties)
- 27 Economic development/job creation
- 28 Place marketing
- 29 Airport facilities and services
- 30 Kununurra town centre
- 31 How Wyndham is being developed
- 32 Access to goods and services
- 33 Telecommunications/internet svcs
- 34 Education / life-long learning
- 35 Library services
- 36 Shire's leadership
- 37 Advocacy and lobbying
- 38 Supporting community groups/orgs
- 39 Consultation
- 40 Communication and information
- 41 Shire grants, subsidies and rebates
- 42 Customer service
- 43 Change, innovation and technology

Q. How would you rate performance in the following areas? Base: All respondents, excludes unsure and no response.

MARKYT  community trends

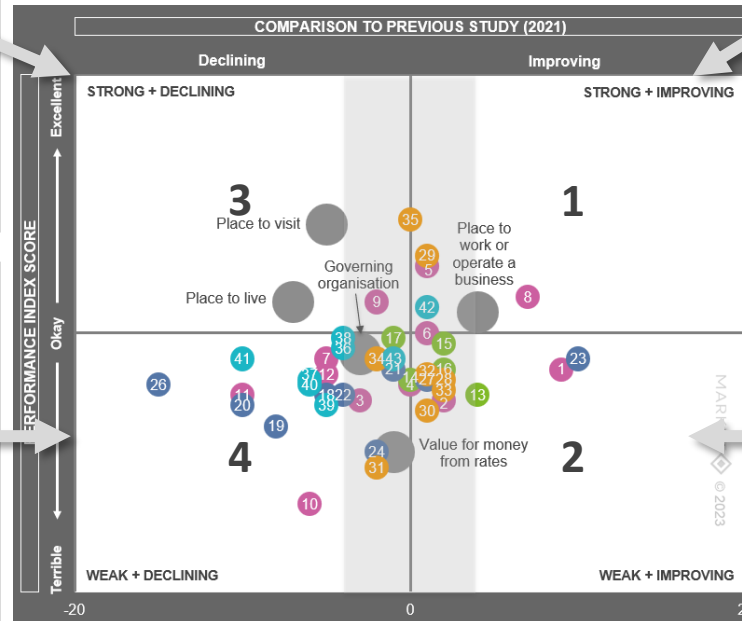
The MARKYT® Community Trends Window shows trends in performance over the past 3 years.

Window 3 includes higher performing areas in decline. **Arrest decline** for:

- Place to live and visit
- Festivals, events, art and cultural activities

Window 4 includes lower performing areas in decline. The **main concerns** include:

- Marine facilities (boat ramps, jetties)
- Community buildings, halls and toilets
- Lighting of streets and public places
- Shire grants, subsidies and rebates
- Access to housing
- Community safety and crime prevention.



Window 1 includes higher performing areas that have improved. **Stand-out improvers** are:

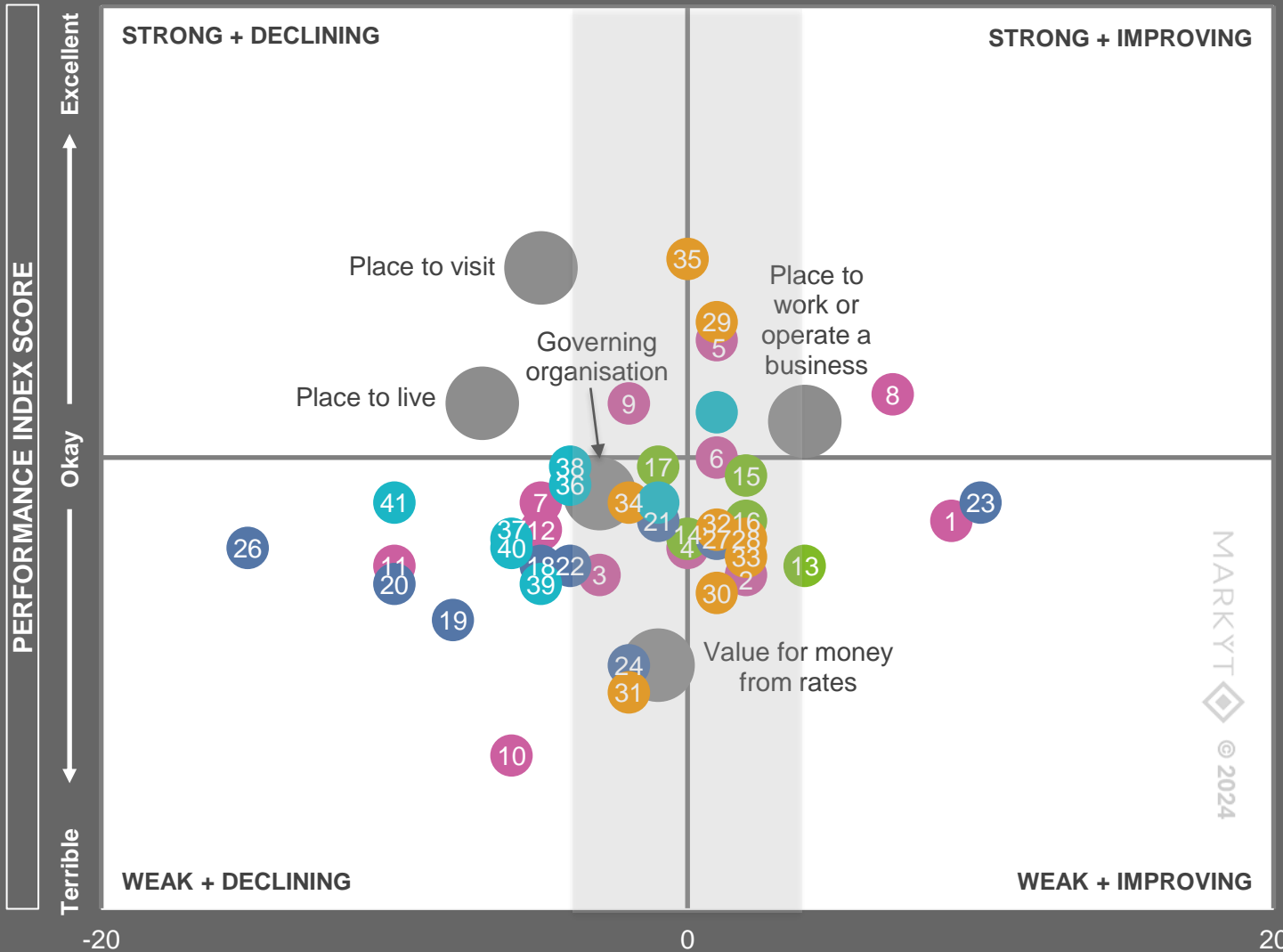
- Sport and recreation facilities and services
- Place to work or operate a business

Window 2 includes lower performing areas that are improving. **Celebrate progress** and continue to work on areas such as:

- Footpaths, trails and cycleways
- Family / children services and facilities
- Sustainable practices

MARKYT Community Trends Window

COMPARISON TO PREVIOUS STUDY (2021)



- 1 Children & family services/facilities
- 2 Youth services and facilities
- 3 Seniors' services, facilities and care
- 4 Disability access and inclusion
- 5 First Nations cultures/heritage
- 6 Local history and heritage
- 7 Health and community services
- 8 Sport and recreation
- 9 Festivals, events, art & culture
- 10 Community safety/crime prevention
- 11 Lighting of streets and public places
- 12 Animal management
- 13 Sustainable practices
- 14 Conservation/environmental mgt
- 15 Waste management
- 16 Storm water drainage
- 17 Natural disaster management
- 18 Responsible growth/development
- 19 Housing
- 20 Community buildings, halls, toilets
- 21 Playgrounds, parks and reserves
- 22 Streetscapes, trees and verges
- 23 Footpaths, trails and cycleways
- 24 Local roads
- 25 Foreshore development & mgt
- 26 Marine facilities (boat ramps, jetties)
- 27 Economic development/job creation
- 28 Place marketing
- 29 Airport facilities and services
- 30 Kununurra town centre
- 31 How Wyndham is being developed
- 32 Access to goods and services
- 33 Telecommunications/internet svcs
- 34 Education / life-long learning
- 35 Library services
- 36 Shire's leadership
- 37 Advocacy and lobbying
- 38 Supporting community groups/orgs
- 39 Consultation
- 40 Communication and information
- 41 Shire grants, subsidies and rebates
- 42 Customer service
- 43 Change, innovation and technology

Q. How would you rate performance in the following areas? Base: All respondents, excludes unsure and no response.

MARKYT  community priorities

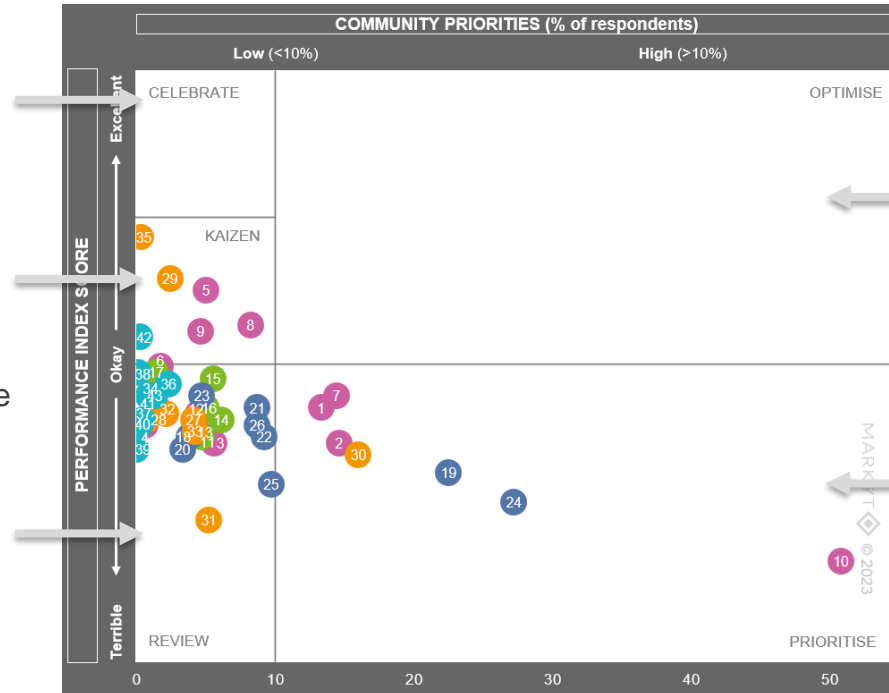
How to read the MARKYT Community Priorities

The MARKYT® Community Priorities chart maps priorities against performance in all service areas.

CELEBRATE the Shire's highest performing areas.

KAIZEN: consider ways to continuously improve services with average ratings between okay and good to strive for service excellence

REVIEW lower performing areas.



OPTIMISE higher performing services where the community would like enhancements to better meet their needs.

PRIORITISE lower performing services where the community would like the Shire to focus its attention.

Services are grouped in five areas:

- People
- Planet
- Place
- Prosperity
- Performance

MARKYT Community Priorities

COMMUNITY PRIORITIES (% of respondents)

Low (<10%)

High (>10%)

Excellent

Okay

Terrible

CELEBRATE

OPTIMISE

KAIZEN

MARKYT
 © 2024

REVIEW

PRIORITISE

0

10

20

30

40

50

- 1 Children & family services/facilities
- 2 Youth services and facilities
- 3 Seniors' services, facilities and care
- 4 Disability access and inclusion
- 5 First Nations cultures/heritage
- 6 Local history and heritage
- 7 Health and community services
- 8 Sport and recreation
- 9 Festivals, events, art & culture
- 10 Community safety/crime prevention
- 11 Lighting of streets and public places
- 12 Animal management
- 13 Sustainable practices
- 14 Conservation/environmental mgt
- 15 Waste management
- 16 Storm water drainage
- 17 Natural disaster management
- 18 Responsible growth/development
- 19 Housing
- 20 Community buildings, halls, toilets
- 21 Playgrounds, parks and reserves
- 22 Streetscapes, trees and verges
- 23 Footpaths, trails and cycleways
- 24 Local roads
- 25 Foreshore development & mgt
- 26 Marine facilities (boat ramps, jetties)
- 27 Economic development/job creation
- 28 Place marketing
- 29 Airport facilities and services
- 30 Kununurra town centre
- 31 How Wyndham is being developed
- 32 Access to goods and services
- 33 Telecommunications/internet svcs
- 34 Education / life-long learning
- 35 Library services
- 36 Shire's leadership
- 37 Advocacy and lobbying
- 38 Supporting community groups/orgs
- 39 Consultation
- 40 Communication and information
- 41 Shire grants, subsidies and rebates
- 42 Customer service
- 43 Change, innovation and technology

Q. How would you rate performance in the following areas? Base: All respondents, excludes unsure and no response. (n=varies)

Q. Which areas would you most like the Council to focus on improving? Base: All respondents, excludes no response (n = 420)

Community Action Plans

Top priorities

Community driven actions

- Lobby the state government to take a stronger stance on law enforcement and punishment.
- Advocate for a greater police presence and more collaboration between the police, Aboriginal elders, community support groups and the court system.
- Provide improved health and wellbeing support for families in need including parenting support, social housing, education and rehabilitation services.
- Engage with at-risk youth by providing activities, counselling, training programs and safe spaces to gather.
- Provide more security patrols to address anti-social behaviour, graffiti, vandalism, loitering and petty crime.
- Provide improved lighting and CCTV cameras in streets, parks and known hotspots.
- Consider introducing curfews for children.

Community Voices

"Consequences for committing crime, the justice system needs to support the work the police do."

"Lobby the magistrates who live in the communities they serve prior to their appointments, so they truly understand the impacts the lack of consequences has on a community."

"Working with police, community groups, government departments. Courts and groups being accountable for the actions and decision making. Safe environments for children. Places for the homeless to go and feel safe."

"Get local Aboriginal elders/people involved and actually spend money to support them to have kids moved, punished or supported to clean up town if crime is committed, vandalised etc- have a community response instead of waiting on courts/ govt agencies to facilitate change and consequences."

"Management of children in high-risk households to prevent the cycle of substance abuse and violence that leads to trauma."

"Engaging local youth and programs to help families with troubled youth or suffering from misuse of alcohol and other drugs."

"Youth wandering the streets at all hours need somewhere else to go to escape the troubles at home. The street isn't that place. They are bored and resort to crimes to pass the time, creating damage to the town's assets and appearance. Programs at night where they can go play sport or get food and sleep safely is required."

"More security at public places, Coles needs security every hour it is open. Not allowing gathering of people drinking in public places such as White Gum Park which results in smashed glass everywhere making it unsafe for general public, kids and animals etc."

"Night patrols and a safe place for youth. Private security patrols in known hot spots."

"Street lighting needs to be everywhere including parks (Barding Loop). CCTV Footage. Security patrols through town and lakeside"

"Get kids and youth off the streets between 10pm and 6am unless valid reason."

Community driven actions

- Repair and maintain all roads to a high standard to make them safe for use by locals and tourists. In particular:
 - repair potholes;
 - repair kerbs and edges;
 - improve drainage to cope with storms and floods;
 - seal heavy-traffic gravel roads; and,
 - provide clear line markings.
- Carry out all work to a high standard as a long-term solution, not a temporary patch.
- Improve safety of water crossings – better drainage, markings and depth indicators.

Community Voices

“Road resealing not temp patches. Safety. Security of the town for tourists and locals.”

“Local roads. Long term solutions to fix washed away roads, potholes and sink holes - that don't need yearly patching.”

“Working with state government and look for grants to put in improved drainage to fix the roads around town - the Hibiscus Rd, Weaber Plain Rd are absolutely atrocious and need better drainage to cope with the seasonal impacts.”

“Better roads. Lines on roads, re-doing roads with a better material which does not wash away after one storm, or better drainage to reduce this damage.”

“Raise the causeway on Crossing Falls Road as it usually presents water to drive through in the wet season. No middle white line is also unsafe. Should we wait until a fatality occurs?”

“Potholes fixed, Lines clearly marked and lighting on the corner of Bloodwood and Ivanhoe roads.”

“Local roads. Some are in a terrible state. Seems like small, temporary fixes are applied but these don't fix underlying problems. Greater budget allocation towards local roads.”

“There are a lot of major roads within the shire that need a lot of attention - back when the roads were constructed, they were not built for today's transport which is only getting bigger and heavier.”

“Parry Creek Road needs a lot more attention with grading in the dry. Drainage needs to be sorted for water crossings so locals can access waterfalls during the wet. The main Valentine water crossing should have depth markers so people don't cross when high leading to the roads closing. An option should be looked at for paving most of this area to allow locals into the main waterfalls more.”

Community driven actions

- Increase housing supply to create more affordable housing options:
 - Unlock housing capacity through releasing land;
 - Be more flexible with housing approvals - reduce red tape; and,
 - Advocate for state government funding to encourage developers to build more houses.
- Identify vacant land and buildings and provide incentives for owners to lease them affordably an/or develop for housing.
- Ensure State-owned properties are fully tenanted.
- Advocate for more social housing for vulnerable people of the community including seniors and young people.
- Advocate for Department of Communities to maintain and repair their properties and manage problem tenants.

Community Voices

“Just more houses, wherever the Council can influence this. Without affordable housing, people won’t come to the area for work, which means that services cannot be provided, which means fewer people want to come to the area etc.”

“Facilitate affordable land release and become involved in the construction of affordable housing.”

“Make building easier and give more permits for residential building with less hoops to jump through.”

“Innovative housing strategies and joint ventures / investment to attract workers, particularly early childhood. Building incentives for new homes, such as waivers and building approval reductions of red tape.”

“Make it easier to build on large blocks - more than one dwelling. Relax the building rules as long as they are safe.”

“Innovative housing development models need to be implemented but in parallel, private property owners could be incentivised through subsidised rates as an example (gap to be filled by State or Federal funding) to make more housing available in the town.”

“Ensure those who own vacant land have to build within a certain timeframe, develop a strategy to get private investors to build.”

“More housing is needed. Access to cheaper and easier building options. Rent price management is needed.”

“An in-depth analysis of all public and privately owned property in town is required to understand how best to activate the many empty houses and vacant blocks of land to ensure that more housing becomes available.”

“The state government housing model needs a makeover to ensure that no department has empty houses if another department needs them. All departments need to be treated as one. Crazy situation if the police cannot house employees whilst the Dept of Education has six empty houses that are not currently needed.”

“Department of Communities need to pull their finger out and manage their tenants and properties. More affordable houses needed for workers in the region.”

“Dealing with the problem houses - Lemonwood/Flametree area has been a mess for years! Needs to be dealt with.”

Community driven actions

- Clean up and beautify Kununurra town centre, especially around the main shopping centre. Suggestions include:
 - removing graffiti;
 - encouraging landlords to clean and maintain shopfronts;
 - planting trees and gardens;
 - providing more parking;
 - cleaning and maintaining public toilets.
- Develop a town centre precinct with alfresco dining, cafés and restaurants, pedestrian access and associated amenities.
- Reduce red tape for new business and provide incentives to attract a range of small businesses to the town.

Community Voices

“Kununurra town centre is the same as it has been for 30 years. It needs cleaning up, streetscaping, plants, gardens and maintenance. It is untidy, dirty and shabby and a very bad look for visitors to our town and region.”

“Town is covered in graffiti, glass everywhere and rubbish too. Town centre and especially Coles area is not a nice place to go to on a regular basis. Visitors to our area must find it very confronting to visit our town centre.”

“The shop owners need to be pressurised to keep on top of the graffiti. I used to work at a shop in the centre and we cleaned up the outside of the shop every day so there’s no excuse.”

“Pressure owner of Coles shopping complex to upgrade facilities, car park.”

“Have a better shopping complex, better parking, increase livability, clean up town, make it presentable compared to other towns.”

“The Shire needs lobby state government for significantly increased financial support for the town and region. Broome has been so much more successful in attracting state government funds for infrastructure improvements.”

“A designated town centre between the PO and Visitors Centre on both sides of the road with cafes, restaurants, and an undercover meeting area and decent maintained toilets + cameras and lighting, maybe block off a section. Footpaths, trees, seats.”

“Town centre needs a focus. Imaginative plan and vision is needed, along with a commitment from business. Broome provided a case study where a single vision embraced by business has resulted in town centre revitalisation. It’s what Kununurra needs.”

‘I feel like the town is to spread out. A better layout would be a single main street/area with the cafes restaurants/takeaways and small shops etc. Would make it more friendly for walking and exploring and making it easier for people to know their options.’

“Kununurra town centre. How about more progressive outlooks / approaches on revitalising our town centre, shire. Lots of potential. Let’s see the ‘Legacy’ mentality mothballed with regards to the excessively hard to please food and planning applications. More markets. More night life. More fresh businesses, hospitality style. It’s hard to set up a business here.”

“Incentives for businesses or pop-up businesses to open in the centre of town. Tidy Town initiative as above.”

Community driven actions

- Provide safe houses with overnight shelter and support services for at-risk youth.
- Partner with local businesses and educational institutions to provide mentoring, career advice and learning opportunities for young people.
- Provide programs and activities to engage young people with their community, culture and environment.
- Provide dedicated centres for young people to gather and socialise with a range of activities and support services available.
- Provide more recreation and outdoor facilities for young people including basketball courts, skate parks, movie theatres, etc.

Community Voices

"A safe place for youth to go at night instead of them walking the streets."

"A safe place with food, shelter, effective appropriate understanding adult support, and activities. Overnight - from 8pm till 8am. Plenty of supported, well paid staff to prevent burnout and create a healing nurturing environment for all. This is a job for an exceptionally skilled cohesive (and diverse) team."

"Crisis accommodation for children and young people at risk, especially a safe space (overnight) to help at-risk youth roaming Kununurra streets at night. Night patrol and local police pick up children from the street. If no responsible adult home, there is nowhere to drop them. We need a better response and a more holistic approach, which would in turn reduce youth crime. It takes up a lot of our time and resources trying to identify safe places and responsible people to look after / care for kids. Meanwhile, concerns for community safety and crime are increasing."

"More services to engage young people, to mentor and guide and give them hope and direction. Employment opportunities, upskilling opportunities. Giving them dreams, aspirations and role models so they are able to see a life other than they currently lead."

"Educational and Vocational Training Programs: Partner with local businesses, educational institutions, and vocational training providers to offer workshops, courses, and apprenticeships. These programs can help equip young people with the skills and qualifications needed for employment or further education, with a focus on industries relevant to the Kimberley region."

"Involving youth in community development to ensure ownership and respect of community."

"Cultural and Environmental Programs: Develop programs that allow young people to connect with their cultural heritage and the environment. This could involve activities that promote Indigenous knowledge, land care, environmental conservation, and cultural exchange."

"Increase youth engagement and activities. Improve facilities so that young people can access safely (ie. removing glass off basketball courts)."

"We need things for teens to do. Skating rink. Movie theatre. Improved skate park"

Community driven actions

- Advocate for funding to provide more health care services throughout the Shire, to reduce wait times and the need to travel for treatment. Specific mentions include:
 - more permanent GPs (particularly bulk-billing);
 - a range of specialists;
 - allied health services (physios, chiropractors, podiatrists etc);
 - mental health and drug and alcohol support.
- Provide incentives to attract and retain health professionals (eg housing).
- Advocate for funding to expand services at Kununurra Hospital.
- Advocate for funding to expand medical facilities in Wyndham.

Community Voices

“Other towns have mandatory bulk billing for doctors offices if there isn't already one in town. As our town stands now if you want to make an appointment at a GP it's gonna cost.”

“We need to be able to access doctors and specialists like physiotherapists and podiatrists. The Shire should have an attractive offer to get these services available. Waiting 4 weeks for a doctor's appointment is not workable. We also shouldn't have to drive to Katherine or fly to Darwin/Perth just to see a podiatrist.”

“Diversify health facilities to include secondary health services, such as chiropractic, physio, podiatry, orthodontic, etc., for those to access who work extended seasons in the East Kimberley. Link to Medibank and other private health providers for rebates.

“More health infrastructure and workforce to manage chronic conditions prevalent in the community. Improved access to Mental Health support, particularly in the drug and alcohol space.”

“Greater support for people with drug and alcohol dependence. Shire should have a health plan that engages with service providers to set out the community needs and advocates for them.”

“Health and community services. Incentivise health professional to live here longer with housing.”

“More incentives and quality housing for doctors and medical staff. It takes 4 months to see a GP if you're non-Indigenous.”

“Kununurra hospital doesn't have all scanning facilities and doesn't do blood test for major things, they only collect the blood and send down to Perth. It takes at least two weeks to get the results. For example: if we doing IVF we need the blood test results on the same day which is not possible with Kununurra hospital for single blood test we need to travel to Darwin or Perth which requires a lot of time and money. It would be great if we focus more into health facilities.”

“Stop the reducing of health services at the Kununurra Hospital. Make it a hospital again and not just an emergency centre. Re-open Wyndham Hospital.”

“Wyndham has a glorified clinic... seriously we need doctors and nurses here for our sick people, not being told that we have to go to Kununurra because there are no doctors available.”

Community driven actions

- Advocate for funding and support for more child-care facilities.
- Provide before and after-school and holiday care and activity programs.
- Provide incentives to attract high quality child-care workers (eg subsidised housing).
- Provide family support services with counselling, workshops and resources to assist families in need.
- Improve parks and playground facilities for children and families – keep them clean and well-maintained, provide shade and amenities.

Community Voices

“The Shire needs to work with government to increase childcare places in Kununurra. Good families are leaving town because they cannot access childcare. And good families are avoiding moving to town for the same reason. I know one amazing teacher who can only teach one a day a week because her young child is 52nd on the Ewin Centre wait list.”

“Daycare needs to be functioning as a Shire-owned service in order to meet the needs of working families in town.”

“Help working families access after school and holiday care by supporting local providers.”

“After school and school holiday programs. More sport options and group fitness classes at the Rec Centre.”

“Provide subsidised housing for employees of local childcare facilities to assist in recruitment of staff.”

“Establish family support centers or services that provide counselling, parenting workshops, and resources to assist families in need.”

“The Shire should be investing in social programs that can support families and individuals to work through the key issues at play in the East Kimberley, such as addictions, domestic and family violence, child neglect, school attendance, relief housing. These are all very pressing issues that need lots of attention. The Shire should be looking to become a leader in tackling these issues and at the moment I don't see anything that makes me think this is a priority for the Shire.”

“The current parks are very out-dated and poorly maintained. Development of spaces for young families in all areas of town including out of town estates to allow for networking within the community and enhancing quality of life for families with young children.”

“Maintain parks and playgrounds better by cleaning the areas. Playgrounds need to be pressure cleaned from time to time and rubbish collected frequently. Need more shade and up to date playgrounds that are maintained.”

To see all community comments from the MARKYT® Community Scorecard, please see the Shire of Wyndham East Kimberley's MARKYT® VoiceBank.

The MARKYT® VoiceBank contains 35,547 words with ideas and suggestions from community members.

Ideas are classified in five key areas: People, Planet, Place, Prosperity and Performance.

Ideas are grouped into 43 service areas.

Councillors and officers draw on specific suggestions in the MARKYT® VoiceBank to support the development of supporting strategies and action plans to address community needs.



Question: Over the next 10 years, which areas would you most like the Shire of Wyndham East Kimberley to focus on improving? How can the Shire of Wyndham East Kimberley address your top 3 priorities? What major projects or improvements are needed?

Source: MARKYT® Community Scorecard | 2024

All responses are presented verbatim. Identifying information, and offensive or defamatory language, has been removed. Views expressed are solely those of respondents.

Prepared by:
CATALYSE® Pty Ltd

On behalf of:
Shire of Wyndham East Kimberley

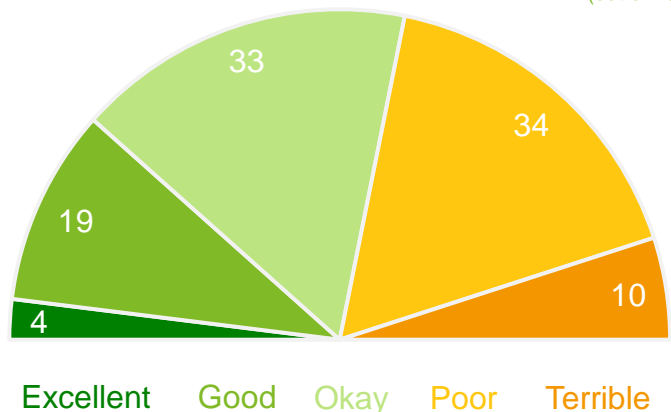
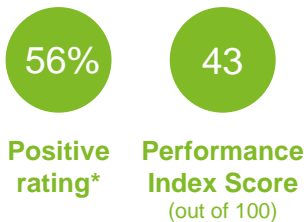
March 2024

People

Services and facilities for families and children

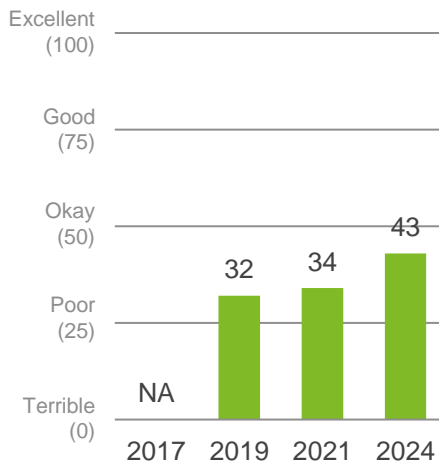
Performance ratings

% of respondents



Trend Analysis

Performance Index Score



MARKYT Industry Standards

Performance Index Score



Shire of Wyndham East Kimberley	43
Industry High	68
Industry Average	54

Variances across the community

Performance Index Score

Total	Home owner	Renting/other	Male	Female	No children	Have child 0-4	Have child 5-11	Have child 12-17	Have child 18+	18-34 years	35-54 years	55-64 years	65+ years	Disability	First Nations	Kununurra Town	Kununurra Lakeside	Kununurra Other	Wyndham
43	42	47	39	48	46	37	38	47	52	41	42	45	48	47	39	44	40	50	30

Q. How would you rate performance in the following areas?

Base: All respondents, excludes 'unsure' and 'no response' (n = 387). * Positive Rating = excellent, good + okay

Services and facilities for youth

Performance ratings

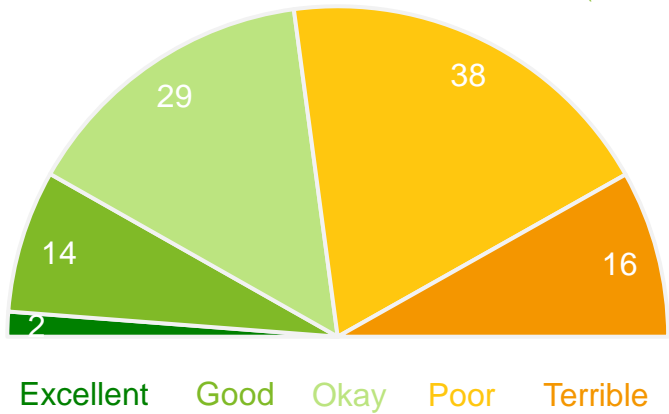
% of respondents

46%

37

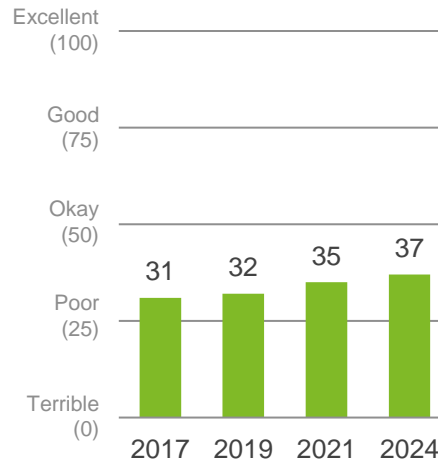
Positive rating*

Performance Index Score (out of 100)



Trend Analysis

Performance Index Score



MARKYT Industry Standards

Performance Index Score



Shire of Wyndham East Kimberley

37

Industry High

65

Industry Average

47

Variances across the community

Performance Index Score

Total	Home owner	Renting/other	Male	Female	No children	Have child 0-4	Have child 5-11	Have child 12-17	Have child 18+	18-34 years	35-54 years	55-64 years	65+ years	Disability	First Nations	Kununurra Town	Kununurra Lakeside	Kununurra Other	Wyndham
37	36	39	36	38	38	34	32	39	46	37	34	38	41	38	36	36	32	45	29

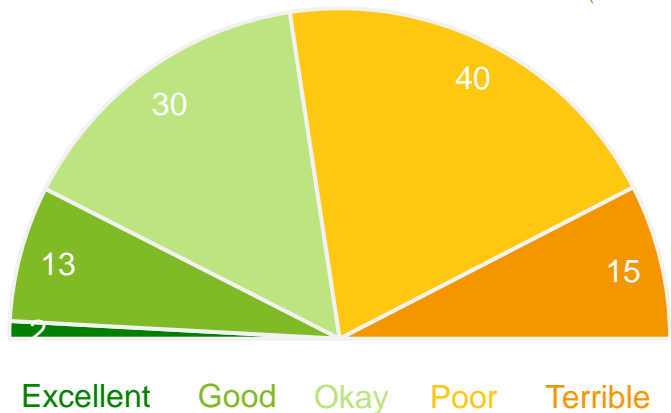
Q. How would you rate performance in the following areas?

Base: All respondents, excludes 'unsure' and 'no response' (n = 384). * Positive Rating = excellent, good + okay

Services, facilities and care available for seniors

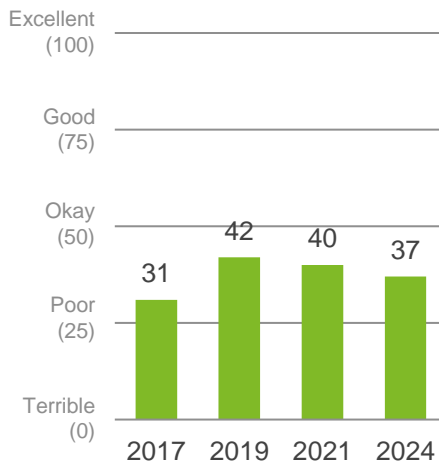
Performance ratings

% of respondents



Trend Analysis

Performance Index Score



MARKYT Industry Standards

Performance Index Score



Shire of Wyndham East Kimberley	37
Industry High	68
Industry Average	53

Variances across the community

Performance Index Score

Total	Home owner	Renting/other	Male	Female	No children	Have child 0-4	Have child 5-11	Have child 12-17	Have child 18+	18-34 years	35-54 years	55-64 years	65+ years	Disability	First Nations	Kununurra Town	Kununurra Lakeside	Kununurra Other	Wyndham
37	36	40	36	38	37	33	36	40	43	36	35	36	43	28	36	41	33	40	24

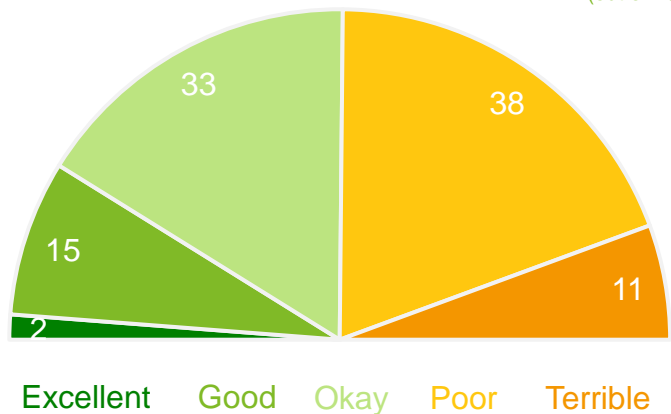
Q. How would you rate performance in the following areas?

Base: All respondents, excludes 'unsure' and 'no response' (n = 326). * Positive Rating = excellent, good + okay

Disability access and inclusion

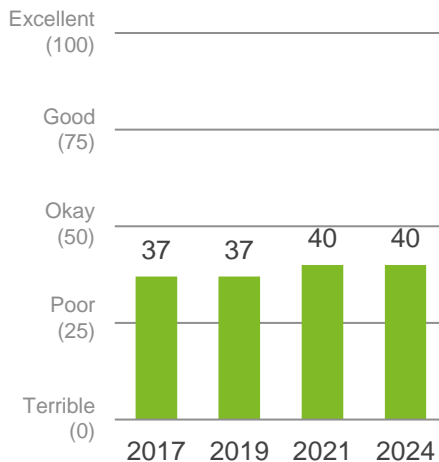
Performance ratings

% of respondents



Trend Analysis

Performance Index Score



MARKYT Industry Standards

Performance Index Score



Shire of Wyndham
East Kimberley

40

Industry High

63

Industry Average

51

Variances across the community

Performance Index Score

Total	Home owner	Renting/other	Male	Female	No children	Have child 0-4	Have child 5-11	Have child 12-17	Have child 18+	18-34 years	35-54 years	55-64 years	65+ years	Disability	First Nations	Kununurra Town	Kununurra Lakeside	Kununurra Other	Wyndham
40	39	42	40	41	41	33	33	47	49	35	39	44	45	37	40	41	31	47	31

Q. How would you rate performance in the following areas?

Base: All respondents, excludes 'unsure' and 'no response' (n = 326). * Positive Rating = excellent, good + okay

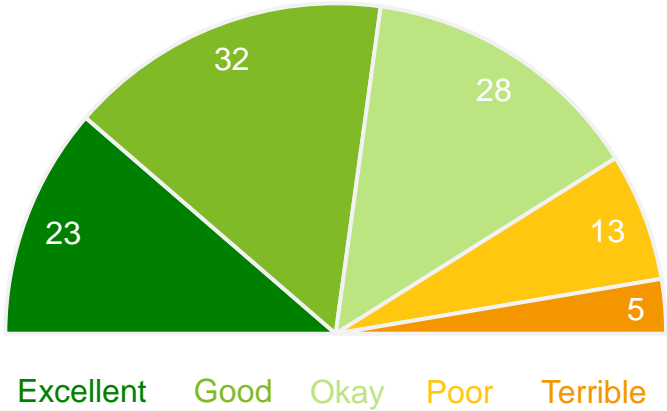
Recognition and respect for First Nations peoples, cultures and heritage

Performance ratings

% of respondents

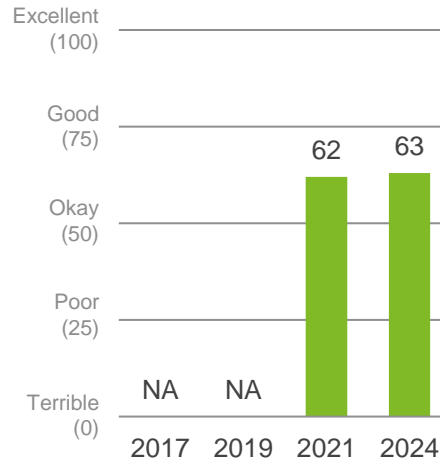
82%
Positive rating*

63
Performance Index Score
(out of 100)



Trend Analysis

Performance Index Score



MARKYT Industry Standards

Performance Index Score



Shire of Wyndham East Kimberley	63
Industry High	71
Industry Average	62

Variances across the community

Performance Index Score

Total	Home owner	Renting/other	Male	Female	No children	Have child 0-4	Have child 5-11	Have child 12-17	Have child 18+	18-34 years	35-54 years	55-64 years	65+ years	Disability	First Nations	Kununurra Town	Kununurra Lakeside	Kununurra Other	Wyndham
63	67	57	65	64	61	69	66	65	64	66	61	65	60	71	45	60	61	72	52

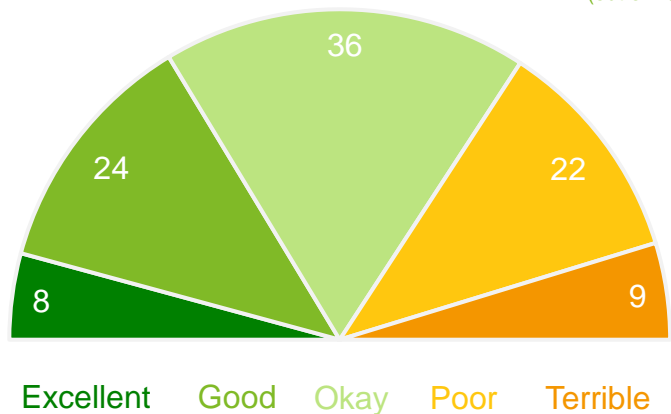
Q. How would you rate performance in the following areas?

Base: All respondents, excludes 'unsure' and 'no response' (n = 377). * Positive Rating = excellent, good + okay

Preserving and promoting local history and heritage

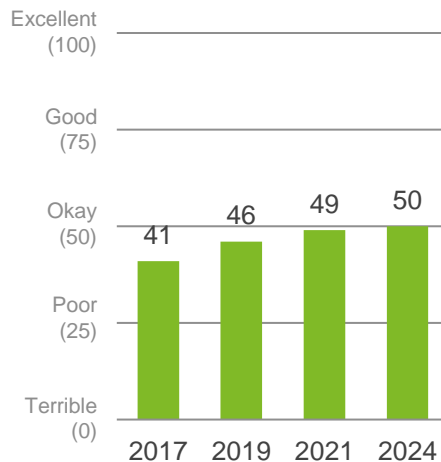
Performance ratings

% of respondents



Trend Analysis

Performance Index Score



MARKYT Industry Standards

Performance Index Score



Shire of Wyndham
East Kimberley

50

Industry High

70

Industry Average

58

Variances across the community

Performance Index Score

Total	Home owner	Renting/other	Male	Female	No children	Have child 0-4	Have child 5-11	Have child 12-17	Have child 18+	18-34 years	35-54 years	55-64 years	65+ years	Disability	First Nations	Kununurra Town	Kununurra Lakeside	Kununurra Other	Wyndham
50	50	51	48	52	48	54	48	51	51	54	47	50	48	45	38	49	47	58	34

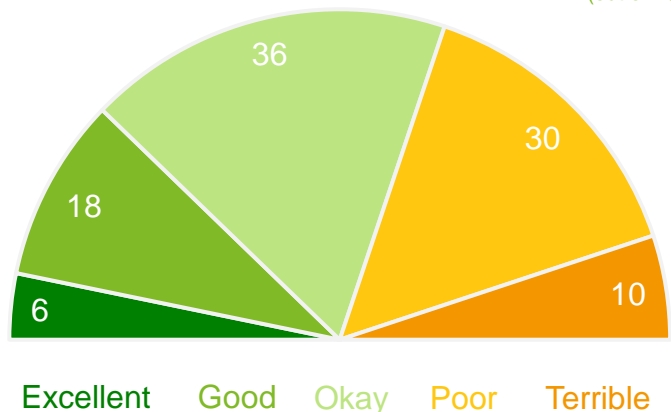
Q. How would you rate performance in the following areas?

Base: All respondents, excludes 'unsure' and 'no response' (n = 390). * Positive Rating = excellent, good + okay

Access to health and community services

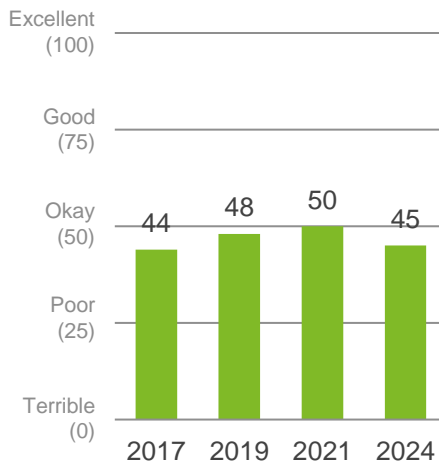
Performance ratings

% of respondents



Trend Analysis

Performance Index Score



MARKYT Industry Standards

Performance Index Score



Shire of Wyndham East Kimberley	45
Industry High	67
Industry Average	55

Variations across the community

Performance Index Score

Total	Home owner	Renting/other	Male	Female	No children	Have child 0-4	Have child 5-11	Have child 12-17	Have child 18+	18-34 years	35-54 years	55-64 years	65+ years	Disability	First Nations	Kununurra Town	Kununurra Lakeside	Kununurra Other	Wyndham
45	44	49	44	47	44	46	42	51	45	45	44	46	49	42	45	46	44	48	40

Q. How would you rate performance in the following areas?

Base: All respondents, excludes 'unsure' and 'no response' (n = 419). * Positive Rating = excellent, good + okay

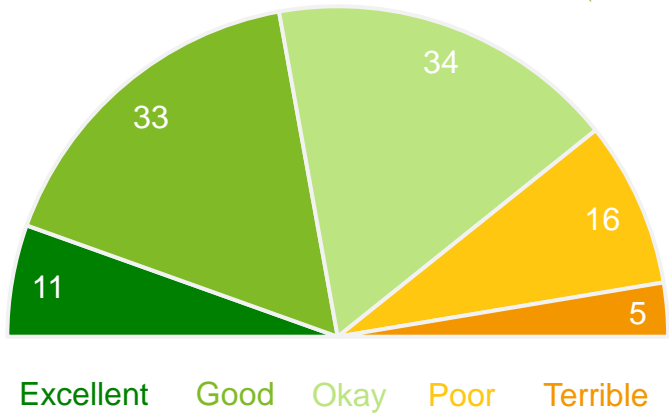
Sport and recreation facilities and services

Performance ratings

% of respondents

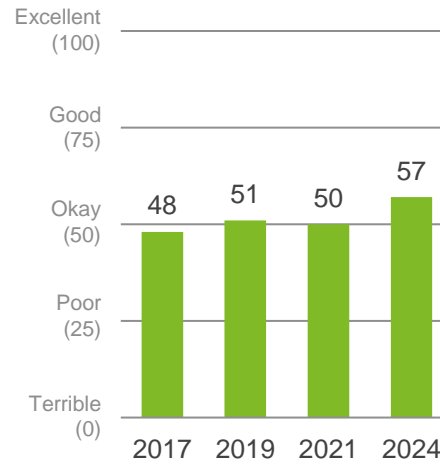
79%
Positive rating*

57
Performance Index Score
(out of 100)



Trend Analysis

Performance Index Score



MARKYT Industry Standards

Performance Index Score



Shire of Wyndham
East Kimberley

57

Industry High

79

Industry Average

65

Variances across the community

Performance Index Score

Total	Home owner	Renting/other	Male	Female	No children	Have child 0-4	Have child 5-11	Have child 12-17	Have child 18+	18-34 years	35-54 years	55-64 years	65+ years	Disability	First Nations	Kununurra Town	Kununurra Lakeside	Kununurra Other	Wyndham
57	56	60	55	59	59	58	51	62	55	58	54	59	59	60	52	60	54	64	36

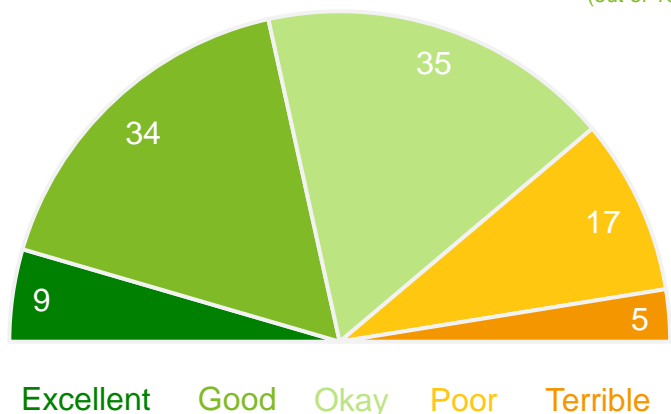
Q. How would you rate performance in the following areas?

Base: All respondents, excludes 'unsure' and 'no response' (n = 430). * Positive Rating = excellent, good + okay

Festivals, events, art and cultural activities

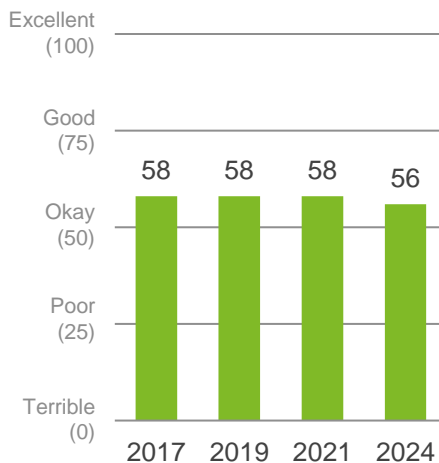
Performance ratings

% of respondents



Trend Analysis

Performance Index Score



MARKYT Industry Standards

Performance Index Score



Shire of Wyndham East Kimberley	56
Industry High	75
Industry Average	61

Variations across the community

Performance Index Score

Total	Home owner	Renting/other	Male	Female	No children	Have child 0-4	Have child 5-11	Have child 12-17	Have child 18+	18-34 years	35-54 years	55-64 years	65+ years	Disability	First Nations	Kununurra Town	Kununurra Lakeside	Kununurra Other	Wyndham
56	55	60	53	60	56	59	55	56	53	60	53	56	54	56	46	58	55	63	30

Q. How would you rate performance in the following areas?

Base: All respondents, excludes 'unsure' and 'no response' (n = 427). * Positive Rating = excellent, good + okay

Community safety and crime prevention

Performance ratings

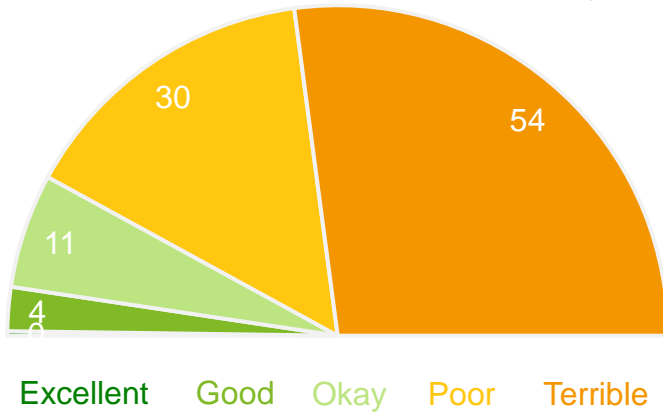
% of respondents

16%

Positive rating*

17

Performance Index Score (out of 100)



Trend Analysis

Performance Index Score



MARKYT Industry Standards

Performance Index Score



Shire of Wyndham East Kimberley

17

Industry High

66

Industry Average

46

Variances across the community

Performance Index Score

Total	Home owner	Renting/other	Male	Female	No children	Have child 0-4	Have child 5-11	Have child 12-17	Have child 18+	18-34 years	35-54 years	55-64 years	65+ years	Disability	First Nations	Kununurra Town	Kununurra Lakeside	Kununurra Other	Wyndham
17	15	22	14	20	17	17	13	17	14	17	15	18	18	14	17	15	15	18	25

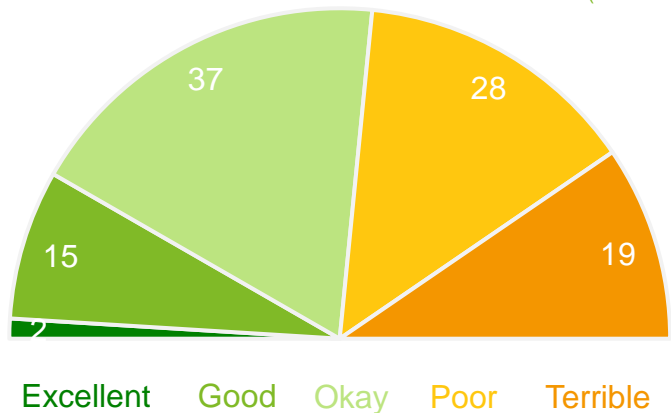
Q. How would you rate performance in the following areas?

Base: All respondents, excludes 'unsure' and 'no response' (n = 430). * Positive Rating = excellent, good + okay

Lighting of streets and public places

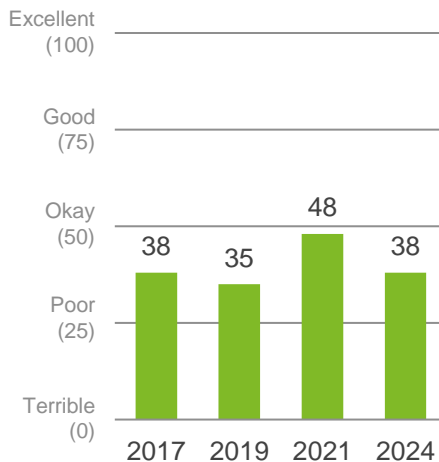
Performance ratings

% of respondents



Trend Analysis

Performance Index Score



MARKYT Industry Standards

Performance Index Score



Shire of Wyndham East Kimberley	38
Industry High	66
Industry Average	51

Variations across the community

Performance Index Score

Total	Home owner	Renting/other	Male	Female	No children	Have child 0-4	Have child 5-11	Have child 12-17	Have child 18+	18-34 years	35-54 years	55-64 years	65+ years	Disability	First Nations	Kununurra Town	Kununurra Lakeside	Kununurra Other	Wyndham
38	38	38	38	38	38	38	37	41	42	34	38	39	49	50	35	37	30	47	34

Q. How would you rate performance in the following areas?

Base: All respondents, excludes 'unsure' and 'no response' (n = 432). * Positive Rating = excellent, good + okay

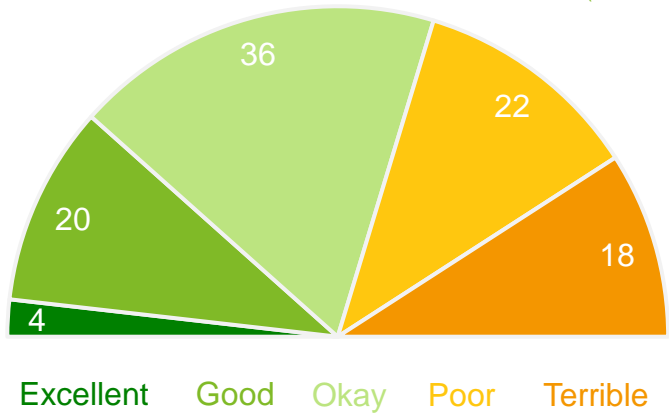
Animal management (dogs and cats)

Performance ratings

% of respondents

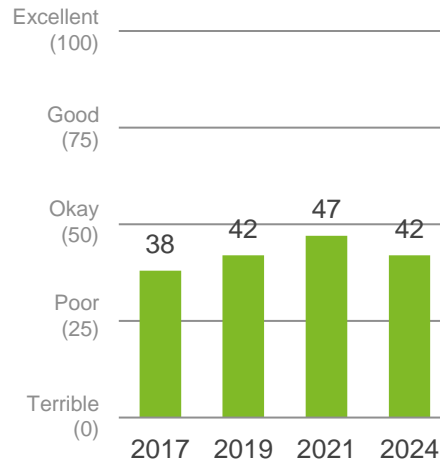
59%
Positive rating*

42
Performance Index Score
(out of 100)



Trend Analysis

Performance Index Score



MARKYT Industry Standards

Performance Index Score



Shire of Wyndham East Kimberley	42
Industry High	67
Industry Average	53

Variances across the community

Performance Index Score

Total	Home owner	Renting/other	Male	Female	No children	Have child 0-4	Have child 5-11	Have child 12-17	Have child 18+	18-34 years	35-54 years	55-64 years	65+ years	Disability	First Nations	Kununurra Town	Kununurra Lakeside	Kununurra Other	Wyndham
42	42	42	40	45	41	43	40	48	45	41	39	45	46	44	34	42	36	51	27

Q. How would you rate performance in the following areas?

Base: All respondents, excludes 'unsure' and 'no response' (n = 414). * Positive Rating = excellent, good + okay

Planet

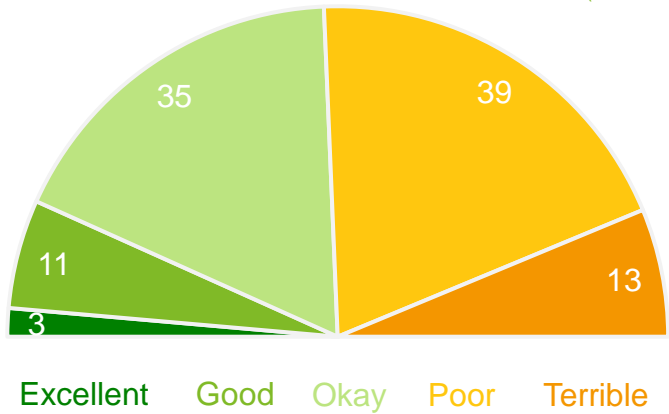
Efforts to promote and adopt sustainable practices to manage climate change

Performance ratings

% of respondents

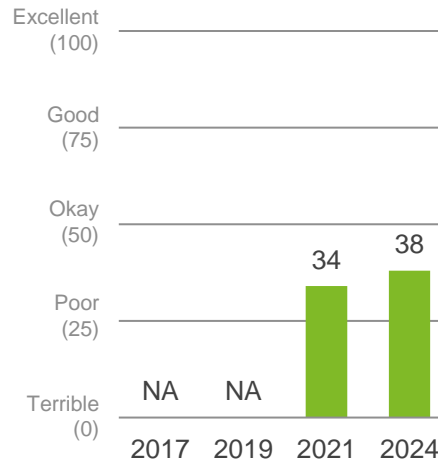
49%
Positive rating*

38
Performance Index Score
(out of 100)



Trend Analysis

Performance Index Score



MARKYT Industry Standards

Performance Index Score



Shire of Wyndham East Kimberley	38
Industry High	68
Industry Average	49

Variances across the community

Performance Index Score

Total	Home owner	Renting/other	Male	Female	No children	Have child 0-4	Have child 5-11	Have child 12-17	Have child 18+	18-34 years	35-54 years	55-64 years	65+ years	Disability	First Nations	Kununurra Town	Kununurra Lakeside	Kununurra Other	Wyndham
38	37	41	38	37	40	35	33	36	42	39	34	38	47	41	43	37	38	40	35

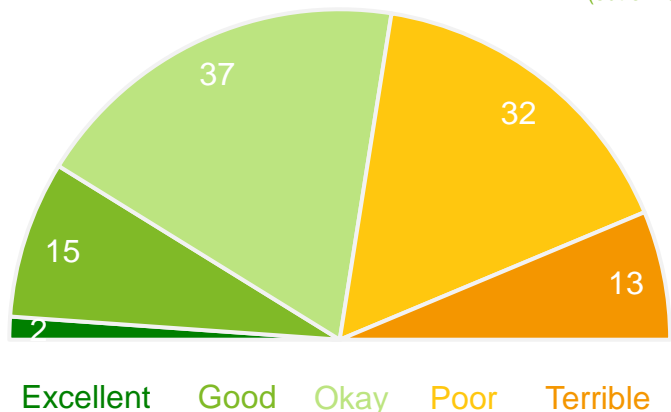
Q. How would you rate performance in the following areas?

Base: All respondents, excludes 'unsure' and 'no response' (n = 305). * Positive Rating = excellent, good + okay

Conservation and environmental management

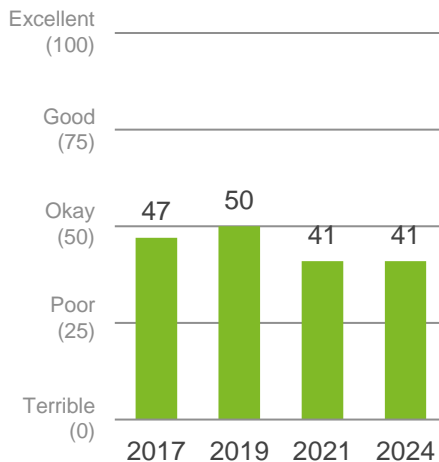
Performance ratings

% of respondents



Trend Analysis

Performance Index Score



MARKYT Industry Standards

Performance Index Score



Shire of Wyndham East Kimberley	41
Industry High	67
Industry Average	52

Variances across the community

Performance Index Score

Total	Home owner	Renting/other	Male	Female	No children	Have child 0-4	Have child 5-11	Have child 12-17	Have child 18+	18-34 years	35-54 years	55-64 years	65+ years	Disability	First Nations	Kununurra Town	Kununurra Lakeside	Kununurra Other	Wyndham
41	40	42	40	41	40	39	40	44	50	40	40	40	44	41	38	43	38	43	31

Q. How would you rate performance in the following areas?

Base: All respondents, excludes 'unsure' and 'no response' (n = 363). * Positive Rating = excellent, good + okay

Waste management

Performance ratings

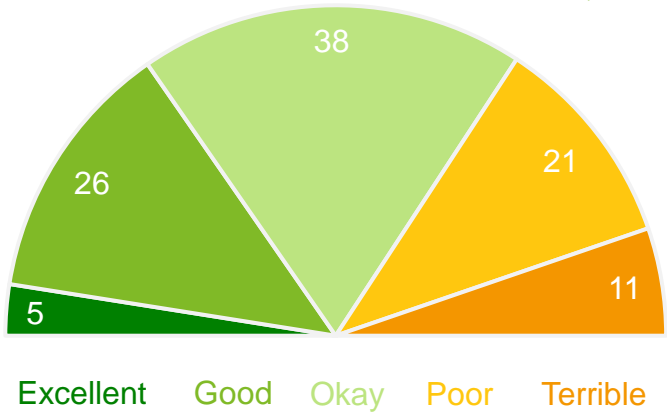
% of respondents

68%

48

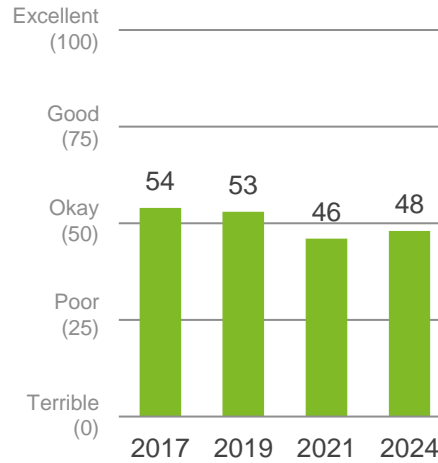
Positive rating*

Performance Index Score (out of 100)



Trend Analysis

Performance Index Score



MARKYT Industry Standards

Performance Index Score



Shire of Wyndham East Kimberley

48

Industry High

77

Industry Average

60

Variations across the community

Performance Index Score

Total	Home owner	Renting/other	Male	Female	No children	Have child 0-4	Have child 5-11	Have child 12-17	Have child 18+	18-34 years	35-54 years	55-64 years	65+ years	Disability	First Nations	Kununurra Town	Kununurra Lakeside	Kununurra Other	Wyndham
48	49	48	48	50	48	47	44	54	56	49	45	49	54	52	46	51	45	52	35

Q. How would you rate performance in the following areas?

Base: All respondents, excludes 'unsure' and 'no response' (n = 411). * Positive Rating = excellent, good + okay

Storm water drainage

Performance ratings

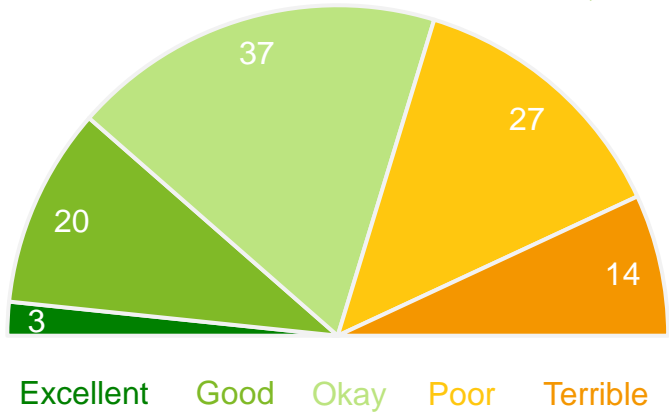
% of respondents

59%

Positive rating*

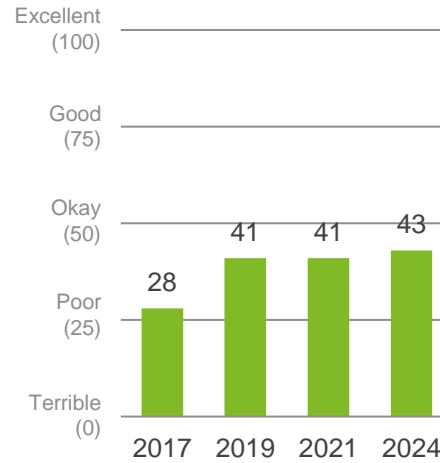
43

Performance Index Score (out of 100)



Trend Analysis

Performance Index Score



MARKYT Industry Standards

Performance Index Score



Shire of Wyndham East Kimberley

43

Industry High

64

Industry Average

49

Variances across the community

Performance Index Score

Total	Home owner	Renting/other	Male	Female	No children	Have child 0-4	Have child 5-11	Have child 12-17	Have child 18+	18-34 years	35-54 years	55-64 years	65+ years	Disability	First Nations	Kununurra Town	Kununurra Lakeside	Kununurra Other	Wyndham
43	41	50	43	43	43	43	39	50	47	46	42	41	43	41	39	45	42	44	34

Q. How would you rate performance in the following areas?

Base: All respondents, excludes 'unsure' and 'no response' (n = 403). * Positive Rating = excellent, good + okay

Natural disaster management

(education, prevention and relief for cyclones, fires, flooding, etc)

Performance ratings

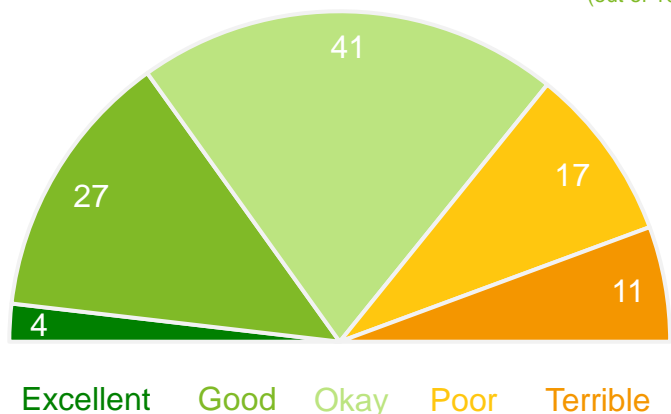
% of respondents

72%

49

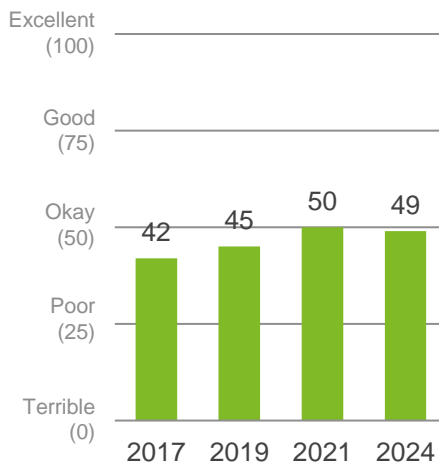
Positive rating*

Performance Index Score (out of 100)



Trend Analysis

Performance Index Score



MARKYT Industry Standards

Performance Index Score



Shire of Wyndham East Kimberley

49

Industry High

66

Industry Average

55

Variances across the community

Performance Index Score

Total	Home owner	Renting/other	Male	Female	No children	Have child 0-4	Have child 5-11	Have child 12-17	Have child 18+	18-34 years	35-54 years	55-64 years	65+ years	Disability	First Nations	Kununurra Town	Kununurra Lakeside	Kununurra Other	Wyndham
49	47	52	46	51	49	52	48	51	47	52	49	44	49	51	46	50	44	53	43

Q. How would you rate performance in the following areas?

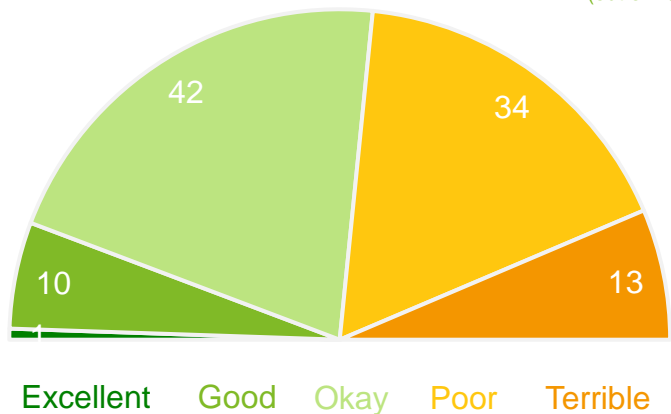
Base: All respondents, excludes 'unsure' and 'no response' (n = 349). * Positive Rating = excellent, good + okay

Place

Managing responsible growth and development

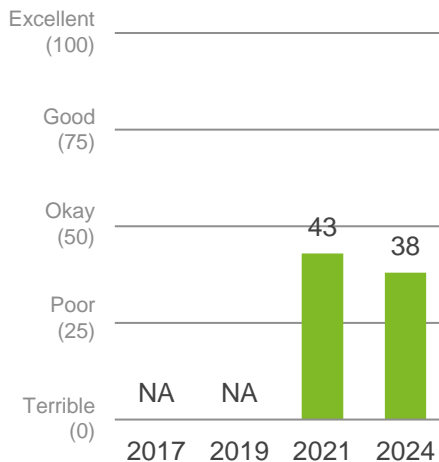
Performance ratings

% of respondents



Trend Analysis

Performance Index Score



MARKYT Industry Standards

Performance Index Score



Shire of Wyndham East Kimberley	38
Industry High	58
Industry Average	44

Variances across the community

Performance Index Score

Total	Home owner	Renting/other	Male	Female	No children	Have child 0-4	Have child 5-11	Have child 12-17	Have child 18+	18-34 years	35-54 years	55-64 years	65+ years	Disability	First Nations	Kununurra Town	Kununurra Lakeside	Kununurra Other	Wyndham
38	37	43	38	39	38	41	35	43	40	41	35	37	43	41	35	39	36	43	27

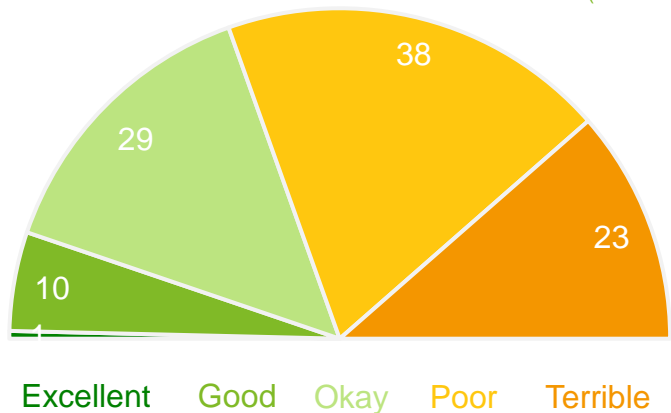
Q. How would you rate performance in the following areas?

Base: All respondents, excludes 'unsure' and 'no response' (n = 367). * Positive Rating = excellent, good + okay

Access to housing that meets your needs

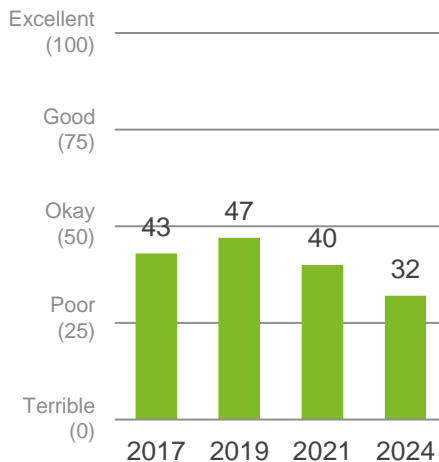
Performance ratings

% of respondents



Trend Analysis

Performance Index Score



MARKYT Industry Standards

Performance Index Score



Shire of Wyndham East Kimberley	32
Industry High	64
Industry Average	48

Variances across the community

Performance Index Score

Total	Home owner	Renting/other	Male	Female	No children	Have child 0-4	Have child 5-11	Have child 12-17	Have child 18+	18-34 years	35-54 years	55-64 years	65+ years	Disability	First Nations	Kununurra Town	Kununurra Lakeside	Kununurra Other	Wyndham
32	31	33	32	32	33	32	28	34	28	29	30	32	43	38	28	31	30	35	30

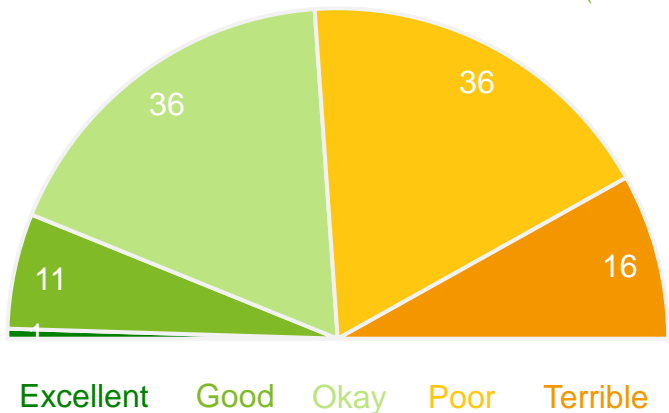
Q. How would you rate performance in the following areas?

Base: All respondents, excludes 'unsure' and 'no response' (n = 381). * Positive Rating = excellent, good + okay

Community buildings, halls and toilets

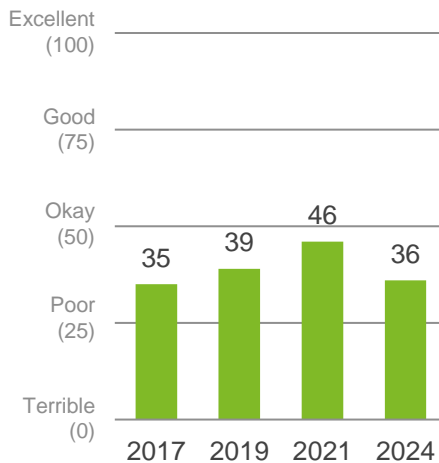
Performance ratings

% of respondents



Trend Analysis

Performance Index Score



MARKYT Industry Standards

Performance Index Score



Shire of Wyndham
East Kimberley

36

Industry High

65

Industry Average

56

Variances across the community

Performance Index Score

Total	Home owner	Renting/other	Male	Female	No children	Have child 0-4	Have child 5-11	Have child 12-17	Have child 18+	18-34 years	35-54 years	55-64 years	65+ years	Disability	First Nations	Kununurra Town	Kununurra Lakeside	Kununurra Other	Wyndham
36	35	39	35	37	37	38	34	35	38	37	34	35	42	34	30	38	34	39	28

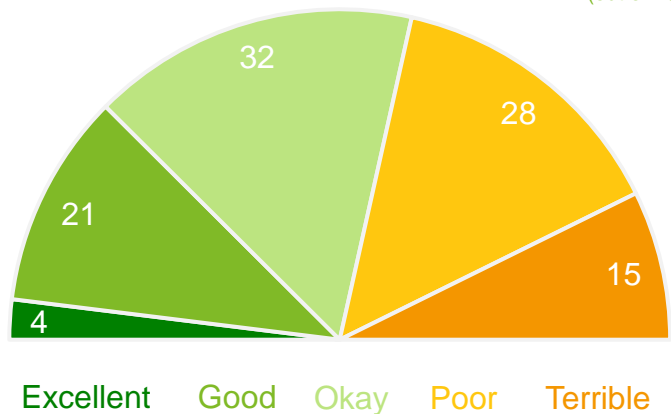
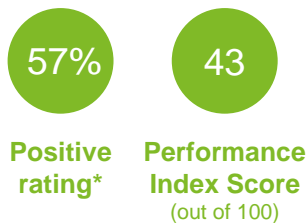
Q. How would you rate performance in the following areas?

Base: All respondents, excludes 'unsure' and 'no response' (n = 420). * Positive Rating = excellent, good + okay

Playgrounds, parks and reserves

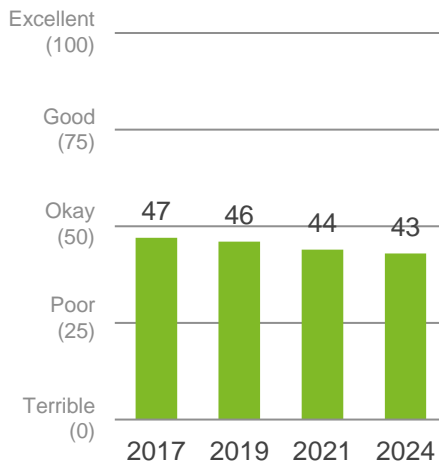
Performance ratings

% of respondents



Trend Analysis

Performance Index Score



MARKYT Industry Standards

Performance Index Score



Shire of Wyndham East Kimberley	43
Industry High	78
Industry Average	64

Variances across the community

Performance Index Score

Total	Home owner	Renting/other	Male	Female	No children	Have child 0-4	Have child 5-11	Have child 12-17	Have child 18+	18-34 years	35-54 years	55-64 years	65+ years	Disability	First Nations	Kununurra Town	Kununurra Lakeside	Kununurra Other	Wyndham
43	41	47	40	45	47	32	35	45	48	38	42	45	53	43	35	44	38	52	23

Q. How would you rate performance in the following areas?

Base: All respondents, excludes 'unsure' and 'no response' (n = 433). * Positive Rating = excellent, good + okay

Streetscapes, trees and verges

Performance ratings

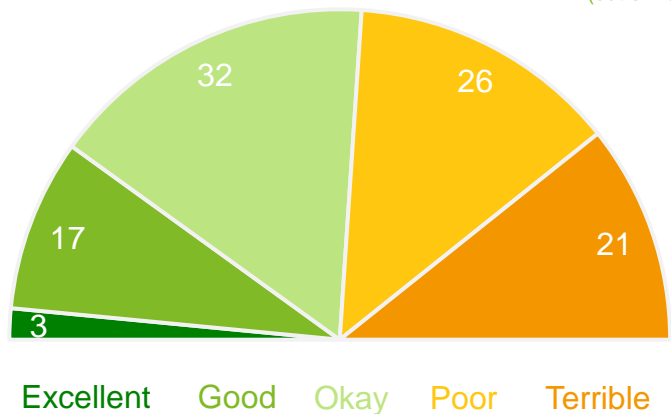
% of respondents

52%

Positive rating*

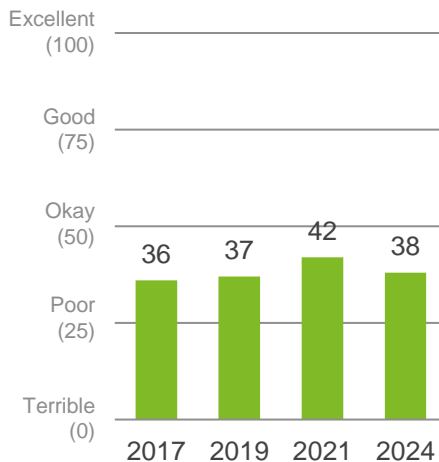
38

Performance Index Score (out of 100)



Trend Analysis

Performance Index Score



MARKYT Industry Standards

Performance Index Score



Shire of Wyndham East Kimberley

38

Industry High

69

Industry Average

53

Variances across the community

Performance Index Score

Total	Home owner	Renting/other	Male	Female	No children	Have child 0-4	Have child 5-11	Have child 12-17	Have child 18+	18-34 years	35-54 years	55-64 years	65+ years	Disability	First Nations	Kununurra Town	Kununurra Lakeside	Kununurra Other	Wyndham
38	35	46	35	42	41	32	27	47	46	35	36	41	48	37	42	35	35	45	36

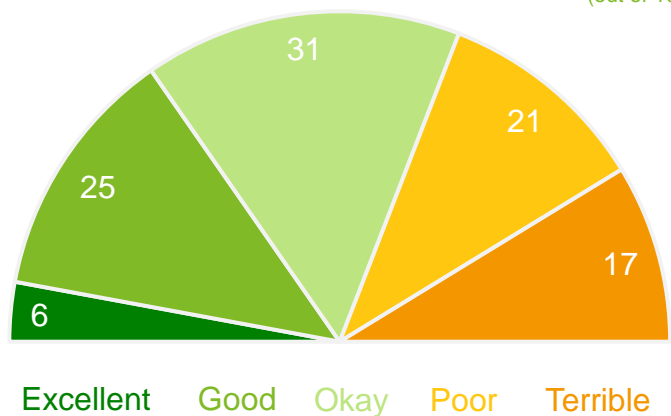
Q. How would you rate performance in the following areas?

Base: All respondents, excludes 'unsure' and 'no response' (n = 431). * Positive Rating = excellent, good + okay

Footpaths, trails and cycleways

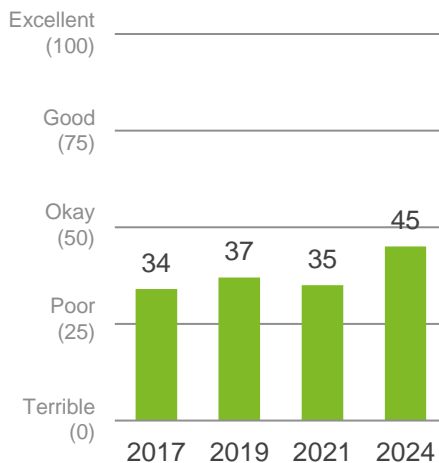
Performance ratings

% of respondents



Trend Analysis

Performance Index Score



MARKYT Industry Standards

Performance Index Score



Shire of Wyndham East Kimberley	45
Industry High	67
Industry Average	52

Variances across the community

Performance Index Score

Total	Home owner	Renting/other	Male	Female	No children	Have child 0-4	Have child 5-11	Have child 12-17	Have child 18+	18-34 years	35-54 years	55-64 years	65+ years	Disability	First Nations	Kununurra Town	Kununurra Lakeside	Kununurra Other	Wyndham
45	45	47	44	47	44	49	42	48	51	46	45	44	49	41	41	45	43	54	22

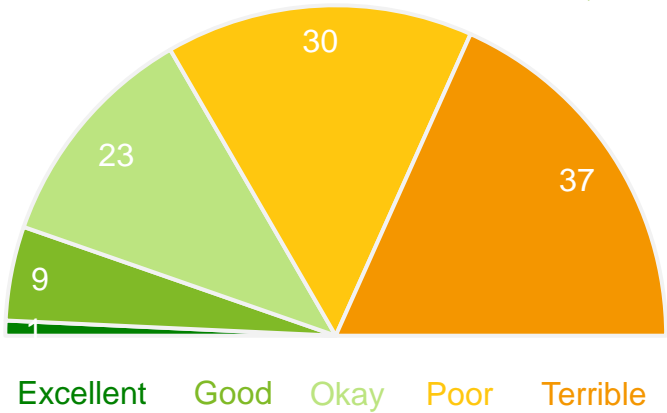
Q. How would you rate performance in the following areas?

Base: All respondents, excludes 'unsure' and 'no response' (n = 428). * Positive Rating = excellent, good + okay

Local roads

Performance ratings

% of respondents



Trend Analysis

Performance Index Score



MARKYT Industry Standards

Performance Index Score



Shire of Wyndham East Kimberley	27
Industry High	70
Industry Average	46

Variances across the community

Performance Index Score

Total	Home owner	Renting/other	Male	Female	No children	Have child 0-4	Have child 5-11	Have child 12-17	Have child 18+	18-34 years	35-54 years	55-64 years	65+ years	Disability	First Nations	Kununurra Town	Kununurra Lakeside	Kununurra Other	Wyndham
27	24	36	25	29	29	23	23	27	33	24	25	30	35	20	25	27	27	27	31

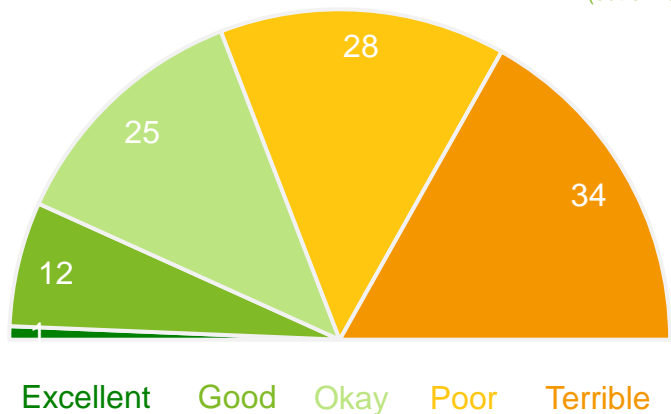
Q. How would you rate performance in the following areas?

Base: All respondents, excludes 'unsure' and 'no response' (n = 430). * Positive Rating = excellent, good + okay

Foreshore development and management

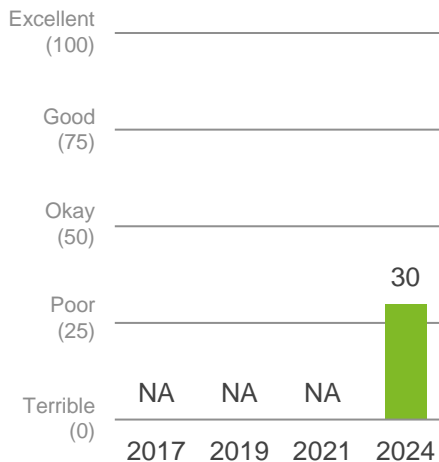
Performance ratings

% of respondents



Trend Analysis

Performance Index Score



MARKYT Industry Standards

Performance Index Score



Shire of Wyndham East Kimberley	30
Industry High	66
Industry Average	50

Variances across the community

Performance Index Score

Total	Home owner	Renting/other	Male	Female	No children	Have child 0-4	Have child 5-11	Have child 12-17	Have child 18+	18-34 years	35-54 years	55-64 years	65+ years	Disability	First Nations	Kununurra Town	Kununurra Lakeside	Kununurra Other	Wyndham
30	28	35	27	33	33	24	22	31	33	25	30	33	37	31	31	34	25	33	18

Q. How would you rate performance in the following areas?

Base: All respondents, excludes 'unsure' and 'no response' (n = 377). * Positive Rating = excellent, good + okay

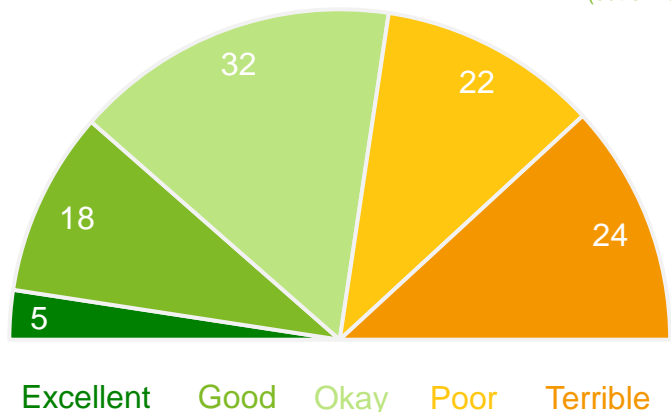
Marine facilities (boat ramps, jetties, etc)

Performance ratings

% of respondents

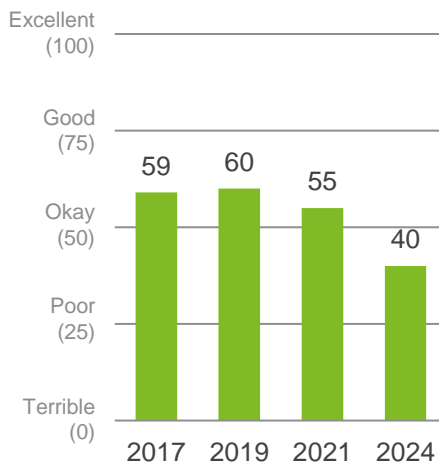


55% Positive rating*
40 Performance Index Score (out of 100)



Trend Analysis

Performance Index Score



MARKYT Industry Standards

Performance Index Score



Shire of Wyndham East Kimberley	40
Industry High	74
Industry Average	57

Variances across the community

Performance Index Score

Total	Home owner	Renting/other	Male	Female	No children	Have child 0-4	Have child 5-11	Have child 12-17	Have child 18+	18-34 years	35-54 years	55-64 years	65+ years	Disability	First Nations	Kununurra Town	Kununurra Lakeside	Kununurra Other	Wyndham
40	38	44	34	45	39	42	35	41	40	40	39	38	47	37	37	40	39	45	20

Q. How would you rate performance in the following areas?

Base: All respondents, excludes 'unsure' and 'no response' (n = 402). * Positive Rating = excellent, good + okay

Prosperity

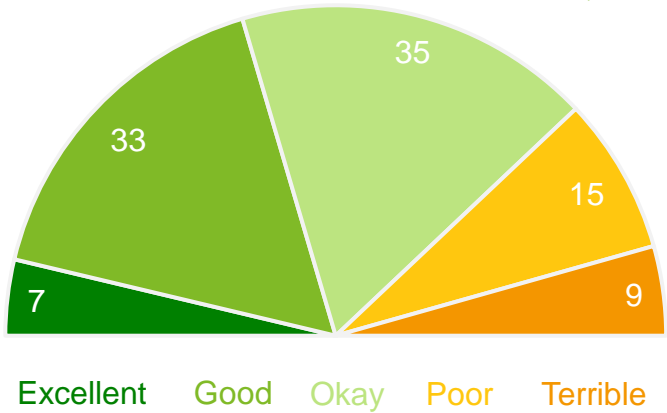
Place to work or operate a business

Performance ratings

% of respondents

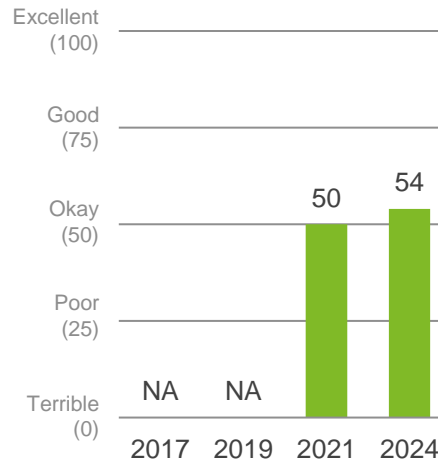
76%
Positive rating*

54
Performance Index Score
(out of 100)



Trend Analysis

Performance Index Score



MARKYT Industry Standards

Performance Index Score



Shire of Wyndham East Kimberley	54
Industry High	72
Industry Average	58

Variances across the community

Performance Index Score

Total	Home owner	Renting/other	Male	Female	No children	Have child 0-4	Have child 5-11	Have child 12-17	Have child 18+	18-34 years	35-54 years	55-64 years	65+ years	Disability	First Nations	Kununurra Town	Kununurra Lakeside	Kununurra Other	Wyndham
54	56	51	51	57	54	59	50	57	48	55	53	52	56	56	52	54	50	59	44

Q. How would you rate performance in the following areas?

Base: All respondents, excludes 'unsure' and 'no response' (n = 443). * Positive Rating = excellent, good + okay

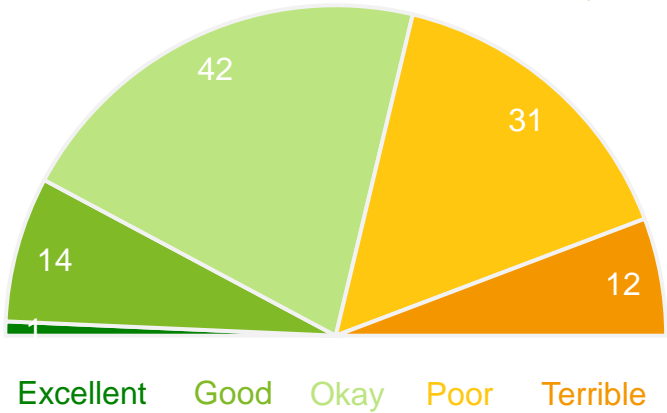
Economic development and job creation

Performance ratings

% of respondents

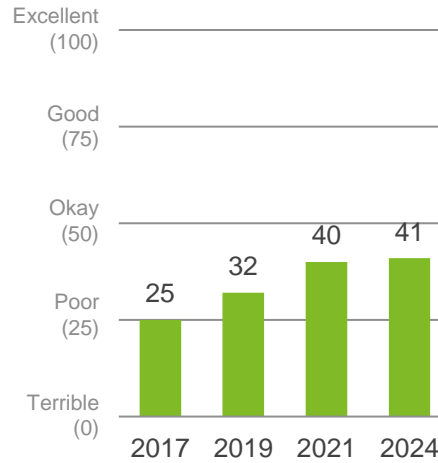
57%
Positive rating*

41
Performance Index Score
(out of 100)



Trend Analysis

Performance Index Score



MARKYT Industry Standards

Performance Index Score



Shire of Wyndham East Kimberley	41
Industry High	56
Industry Average	43

Variances across the community

Performance Index Score

Total	Home owner	Renting/other	Male	Female	No children	Have child 0-4	Have child 5-11	Have child 12-17	Have child 18+	18-34 years	35-54 years	55-64 years	65+ years	Disability	First Nations	Kununurra Town	Kununurra Lakeside	Kununurra Other	Wyndham
41	39	44	38	44	40	42	41	47	39	44	41	37	40	40	35	44	38	44	32

Q. How would you rate performance in the following areas?

Base: All respondents, excludes 'unsure' and 'no response' (n = 366). * Positive Rating = excellent, good + okay

Place to visit

Performance ratings

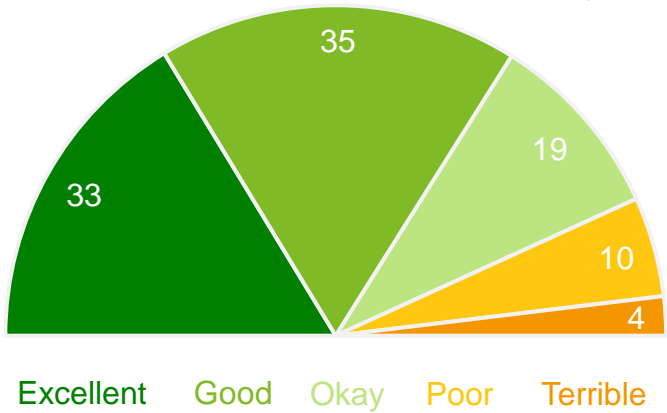
% of respondents

86%

Positive rating*

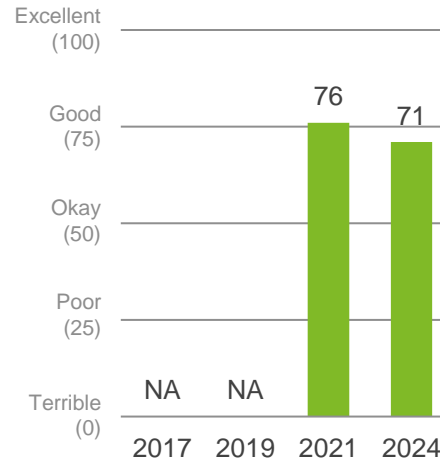
71

Performance Index Score (out of 100)



Trend Analysis

Performance Index Score



MARKYT Industry Standards

Performance Index Score



Shire of Wyndham East Kimberley	71
Industry High	85
Industry Average	67

Variances across the community

Performance Index Score

Total	Home owner	Renting/other	Male	Female	No children	Have child 0-4	Have child 5-11	Have child 12-17	Have child 18+	18-34 years	35-54 years	55-64 years	65+ years	Disability	First Nations	Kununurra Town	Kununurra Lakeside	Kununurra Other	Wyndham
71	68	76	66	75	75	72	64	69	62	72	70	70	72	73	69	68	70	76	68

Q. How would you rate performance in the following areas?

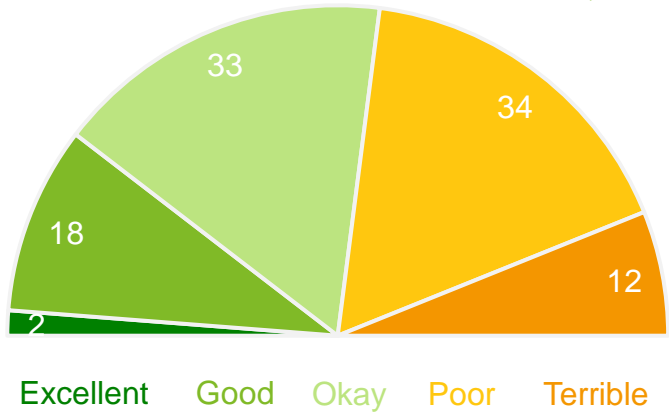
Base: All respondents, excludes 'unsure' and 'no response' (n = 458). * Positive Rating = excellent, good + okay

Place marketing

(how the Shire is promoted as a place to live, work and visit)

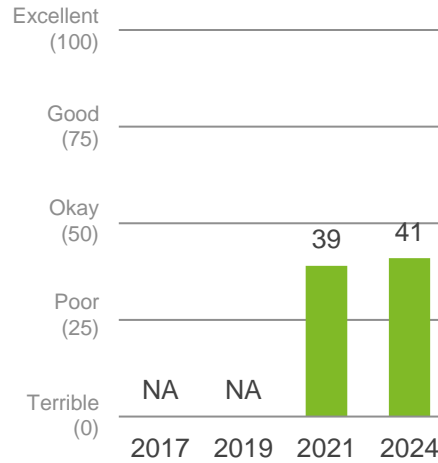
Performance ratings

% of respondents



Trend Analysis

Performance Index Score



MARKYT Industry Standards

Performance Index Score



Shire of Wyndham East Kimberley	41
Industry High	65
Industry Average	47

Variances across the community

Performance Index Score

Demographic	Performance Index Score
Total	41
Home owner	39
Renting/other	47
Male	39
Female	44
No children	42
Have child 0-4	45
Have child 5-11	38
Have child 12-17	42
Have child 18+	35
18-34 years	46
35-54 years	38
55-64 years	39
65+ years	41
Disability	42
First Nations	40
Kununurra Town	43
Kununurra Lakeside	36
Kununurra Other	46
Wyndham	33

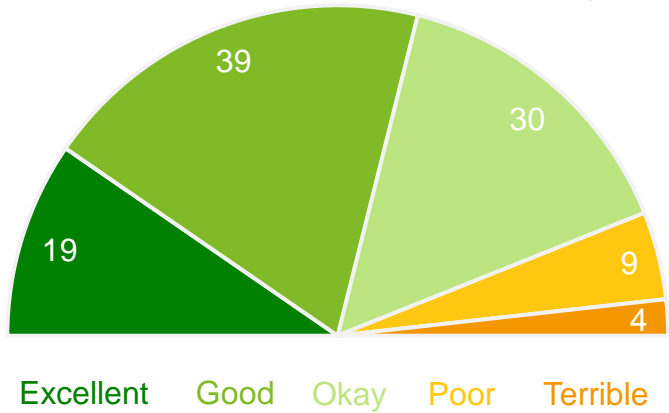
Q. How would you rate performance in the following areas?

Base: All respondents, excludes 'unsure' and 'no response' (n = 370). * Positive Rating = excellent, good + okay

Airport facilities and services

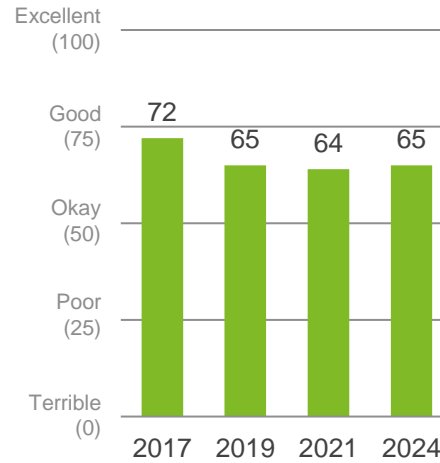
Performance ratings

% of respondents



Trend Analysis

Performance Index Score



MARKYT Industry Standards

Performance Index Score



Shire of Wyndham
East Kimberley

65

Industry High

65

Industry Average

52

Variances across the community

Performance Index Score

Total	Home owner	Renting/other	Male	Female	No children	Have child 0-4	Have child 5-11	Have child 12-17	Have child 18+	18-34 years	35-54 years	55-64 years	65+ years	Disability	First Nations	Kununurra Town	Kununurra Lakeside	Kununurra Other	Wyndham
65	65	68	63	67	66	68	62	70	62	68	62	66	64	70	65	68	61	71	50

Q. How would you rate performance in the following areas?

Base: All respondents, excludes 'unsure' and 'no response' (n = 422). * Positive Rating = excellent, good + okay

Kununurra town centre development and activation

Performance ratings

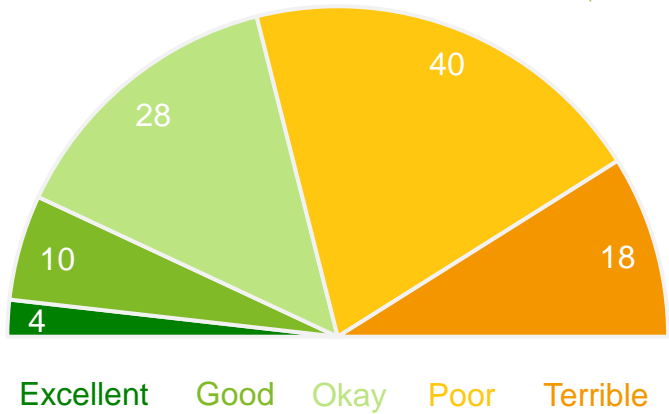
% of respondents

42%

Positive rating*

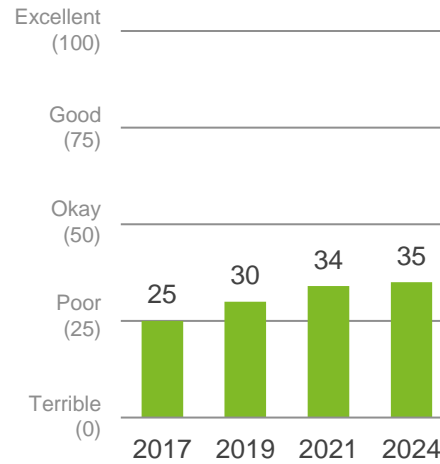
35

Performance Index Score (out of 100)



Trend Analysis

Performance Index Score



MARKYT Industry Standards

Performance Index Score



Shire of Wyndham East Kimberley

35

Industry High

64

Industry Average

45

Variances across the community

Performance Index Score

Total	Home owner	Renting/other	Male	Female	No children	Have child 0-4	Have child 5-11	Have child 12-17	Have child 18+	18-34 years	35-54 years	55-64 years	65+ years	Disability	First Nations	Kununurra Town	Kununurra Lakeside	Kununurra Other	Wyndham
35	33	42	34	36	37	37	31	34	32	39	30	35	42	35	46	37	27	36	59

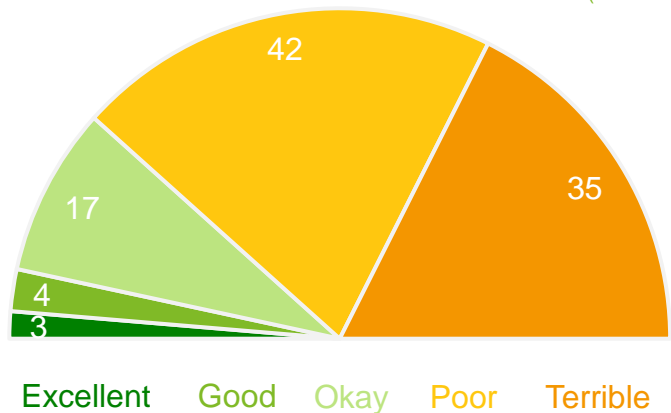
Q. How would you rate performance in the following areas?

Base: All respondents, excludes 'unsure' and 'no response' (n = 401). * Positive Rating = excellent, good + okay

How Wyndham is being developed

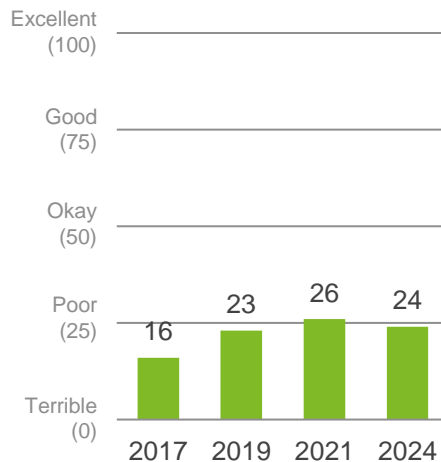
Performance ratings

% of respondents



Trend Analysis

Performance Index Score



MARKYT Industry Standards

Performance Index Score



Shire of Wyndham East Kimberley	24
Industry High	64
Industry Average	45

Variations across the community

Performance Index Score

Total	Home owner	Renting/other	Male	Female	No children	Have child 0-4	Have child 5-11	Have child 12-17	Have child 18+	18-34 years	35-54 years	55-64 years	65+ years	Disability	First Nations	Kununurra Town	Kununurra Lakeside	Kununurra Other	Wyndham
24	24	25	26	23	25	19	21	29	32	22	22	28	29	22	22	25	20	33	12

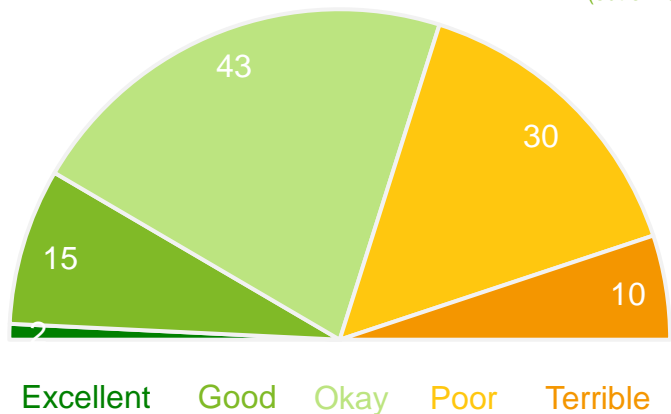
Q. How would you rate performance in the following areas?

Base: All respondents, excludes 'unsure' and 'no response' (n = 315). * Positive Rating = excellent, good + okay

Access to goods and services

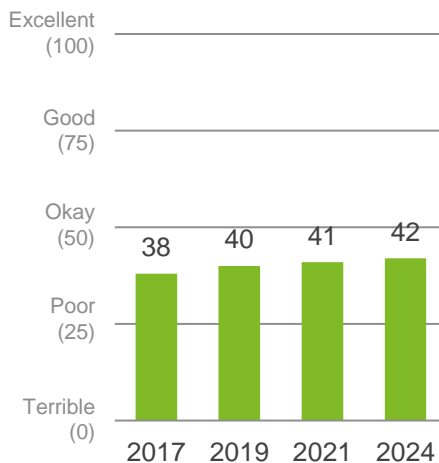
Performance ratings

% of respondents



Trend Analysis

Performance Index Score



MARKYT Industry Standards

Performance Index Score



Shire of Wyndham East Kimberley	42
Industry High	53
Industry Average	48

Variances across the community

Performance Index Score

Total	Home owner	Renting/other	Male	Female	No children	Have child 0-4	Have child 5-11	Have child 12-17	Have child 18+	18-34 years	35-54 years	55-64 years	65+ years	Disability	First Nations	Kununurra Town	Kununurra Lakeside	Kununurra Other	Wyndham
42	40	47	39	45	42	46	38	46	39	45	41	40	42	41	39	44	40	46	29

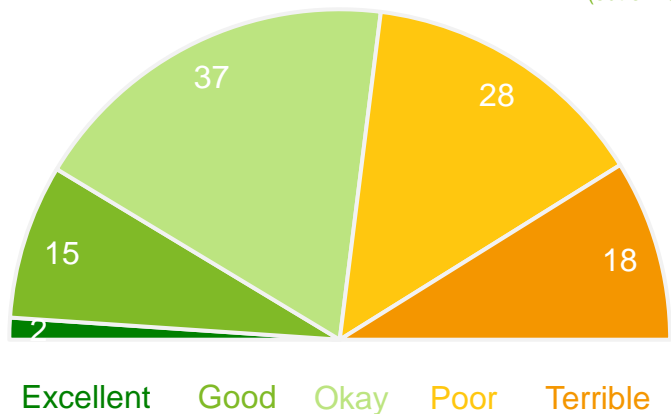
Q. How would you rate performance in the following areas?

Base: All respondents, excludes 'unsure' and 'no response' (n = 412). * Positive Rating = excellent, good + okay

Access to telecommunications and internet services

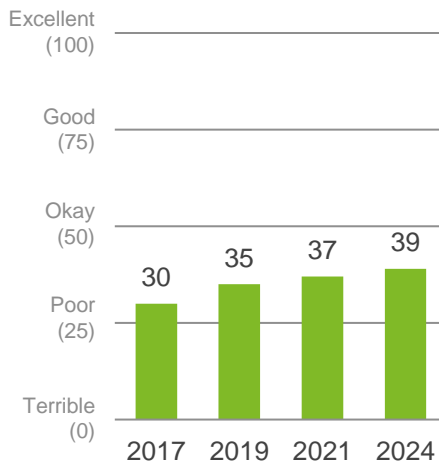
Performance ratings

% of respondents



Trend Analysis

Performance Index Score



MARKYT Industry Standards

Performance Index Score



Shire of Wyndham
East Kimberley

39

Industry High

54

Industry Average

44

Variances across the community

Performance Index Score

Total	Home owner	Renting/other	Male	Female	No children	Have child 0-4	Have child 5-11	Have child 12-17	Have child 18+	18-34 years	35-54 years	55-64 years	65+ years	Disability	First Nations	Kununurra Town	Kununurra Lakeside	Kununurra Other	Wyndham
39	37	44	35	42	39	46	37	41	32	45	37	34	36	37	38	46	39	38	24

Q. How would you rate performance in the following areas?

Base: All respondents, excludes 'unsure' and 'no response' (n = 411). * Positive Rating = excellent, good + okay

Access to education, training and life-long learning opportunities

Performance ratings

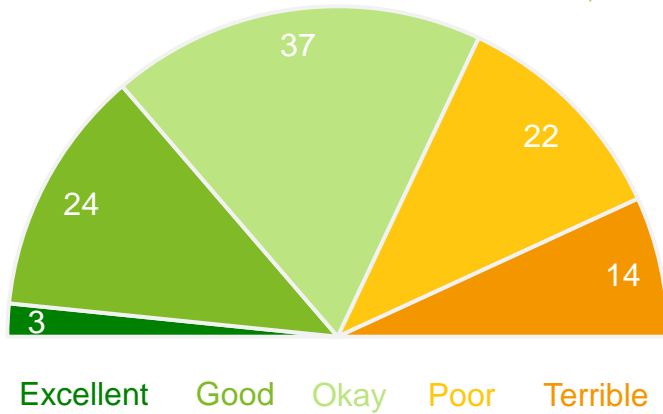
% of respondents

64%

Positive rating*

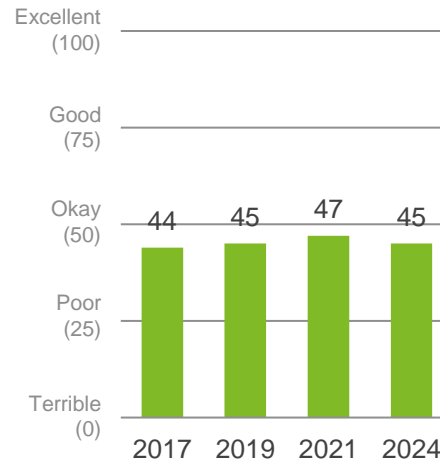
45

Performance Index Score (out of 100)



Trend Analysis

Performance Index Score



MARKYT Industry Standards

Performance Index Score



Shire of Wyndham East Kimberley

45

Industry High

64

Industry Average

48

Variances across the community

Performance Index Score

Total	Home owner	Renting/other	Male	Female	No children	Have child 0-4	Have child 5-11	Have child 12-17	Have child 18+	18-34 years	35-54 years	55-64 years	65+ years	Disability	First Nations	Kununurra Town	Kununurra Lakeside	Kununurra Other	Wyndham
45	44	48	42	49	44	51	47	52	42	46	44	44	50	44	42	48	41	50	33

Q. How would you rate performance in the following areas?

Base: All respondents, excludes 'unsure' and 'no response' (n = 388). * Positive Rating = excellent, good + okay

Library services

Performance ratings

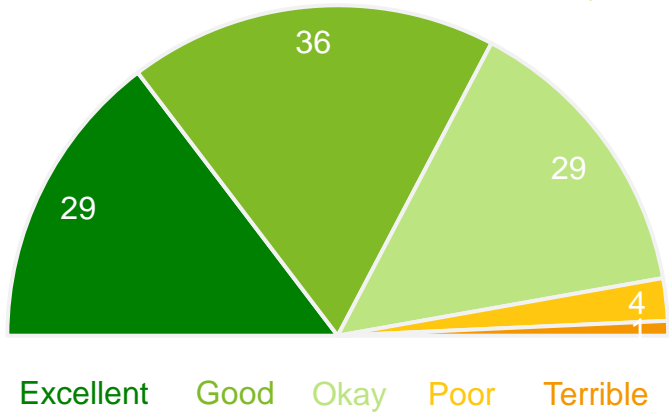
% of respondents

94%

Positive rating*

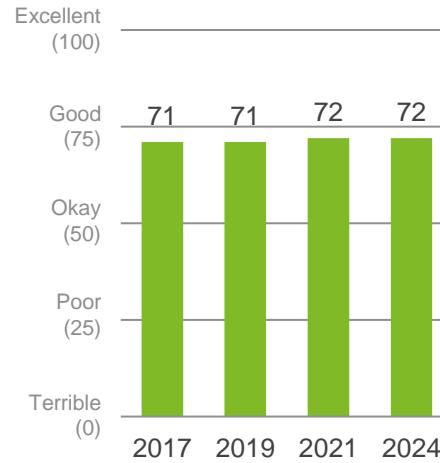
72

Performance Index Score (out of 100)



Trend Analysis

Performance Index Score



MARKYT Industry Standards

Performance Index Score



Shire of Wyndham East Kimberley

72

Industry High

85

Industry Average

70

Variances across the community

Performance Index Score

Total	Home owner	Renting/other	Male	Female	No children	Have child 0-4	Have child 5-11	Have child 12-17	Have child 18+	18-34 years	35-54 years	55-64 years	65+ years	Disability	First Nations	Kununurra Town	Kununurra Lakeside	Kununurra Other	Wyndham
72	71	74	66	78	70	78	74	76	62	78	70	68	69	79	67	75	70	78	48

Q. How would you rate performance in the following areas?

Base: All respondents, excludes 'unsure' and 'no response' (n = 379). * Positive Rating = excellent, good + okay

Performance

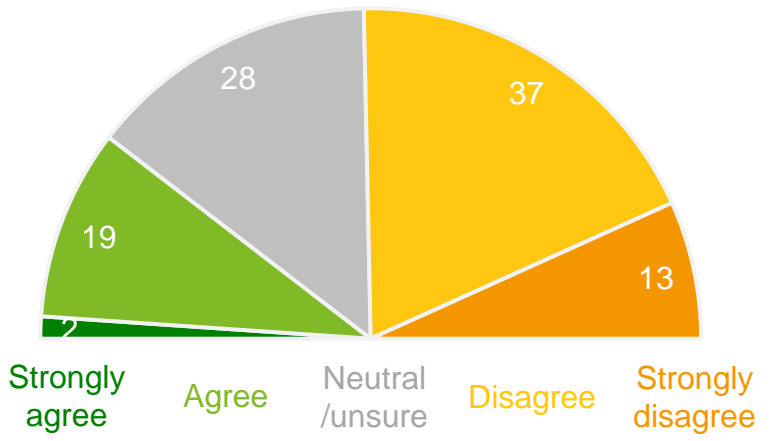
The Shire has developed and communicated a clear vision for the area

Level of agreement

% of respondents

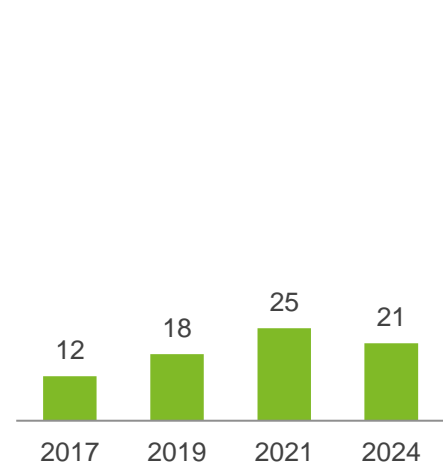
21%

Total Agree



Trend Analysis

% agree



MARKYT Industry Standards

% agree



Shire of Wyndham East Kimberley	21
Industry High	50
Industry Average	27

Variations across the community

% agree

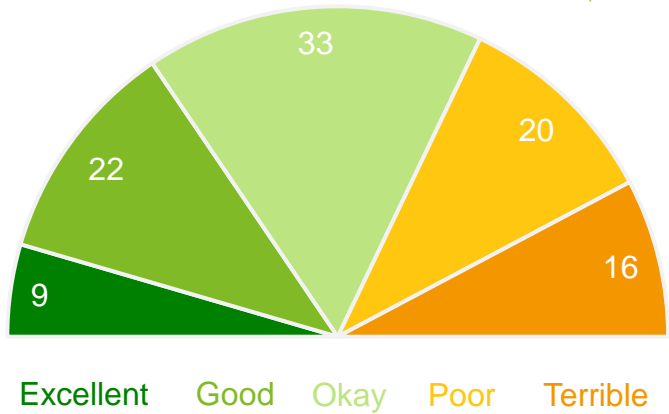
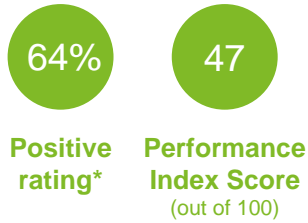
Total	Home owner	Renting/other	Male	Female	No children	Have child 0-4	Have child 5-11	Have child 12-17	Have child 18+	18-34 years	35-54 years	55-64 years	65+ years	Disability	First Nations	Kununurra Town	Kununurra Lakeside	Kununurra Other	Wyndham
21	20	24	20	23	19	24	20	12	21	23	15	21	29	19	16	28	13	24	6

Q. How strongly do you agree or disagree the Shire of Windham East Kimberley:
Base: All respondents, excludes 'no response' (n = 445).

Shire's leadership

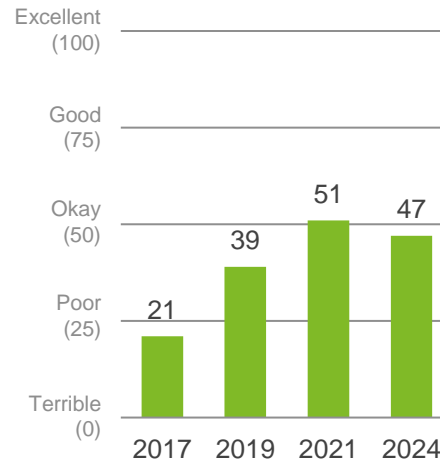
Performance ratings

% of respondents



Trend Analysis

Performance Index Score



MARKYT Industry Standards

Performance Index Score



Shire of Wyndham East Kimberley	47
Industry High	61
Industry Average	44

Variations across the community

Performance Index Score

Total	Home owner	Renting/other	Male	Female	No children	Have child 0-4	Have child 5-11	Have child 12-17	Have child 18+	18-34 years	35-54 years	55-64 years	65+ years	Disability	First Nations	Kununurra Town	Kununurra Lakeside	Kununurra Other	Wyndham
47	47	49	44	51	45	50	46	55	48	48	44	50	47	51	37	49	38	57	29

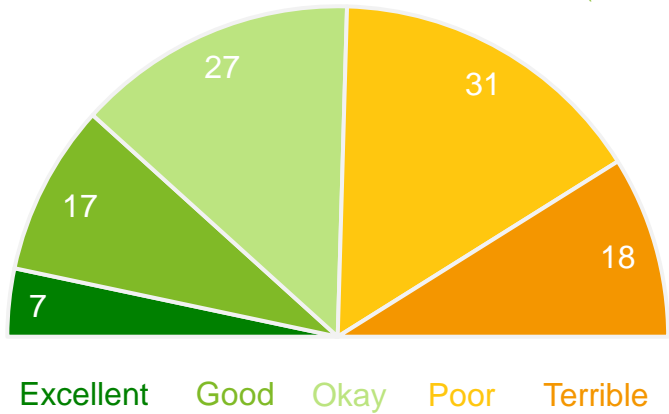
Q. How would you rate performance in the following areas?

Base: All respondents, excludes 'unsure' and 'no response' (n = 343). * Positive Rating = excellent, good + okay

Advocacy and lobbying on community's behalf to influence decisions and support local causes

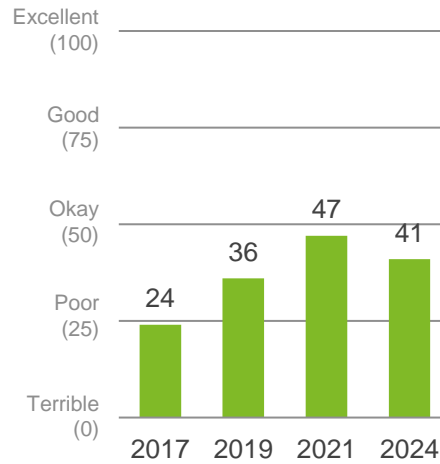
Performance ratings

% of respondents



Trend Analysis

Performance Index Score



MARKYT Industry Standards

Performance Index Score



Shire of Wyndham East Kimberley	41
Industry High	56
Industry Average	42

Variances across the community

Performance Index Score

Total	Home owner	Renting/other	Male	Female	No children	Have child 0-4	Have child 5-11	Have child 12-17	Have child 18+	18-34 years	35-54 years	55-64 years	65+ years	Disability	First Nations	Kununurra Town	Kununurra Lakeside	Kununurra Other	Wyndham
41	40	43	40	42	40	42	35	51	39	42	38	44	37	32	38	43	33	50	28

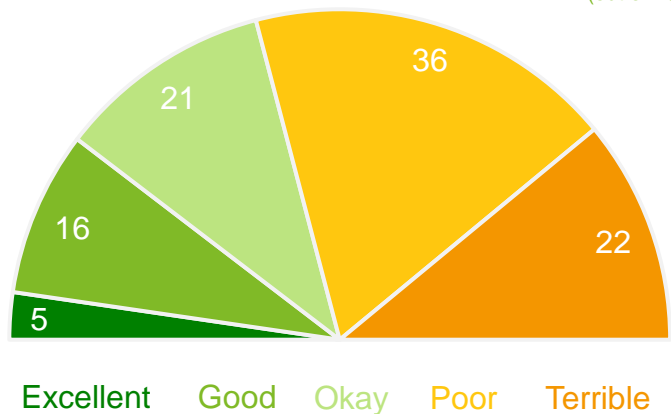
Q. How would you rate performance in the following areas?

Base: All respondents, excludes 'unsure' and 'no response' (n = 333). * Positive Rating = excellent, good + okay

How the community is consulted on local issues

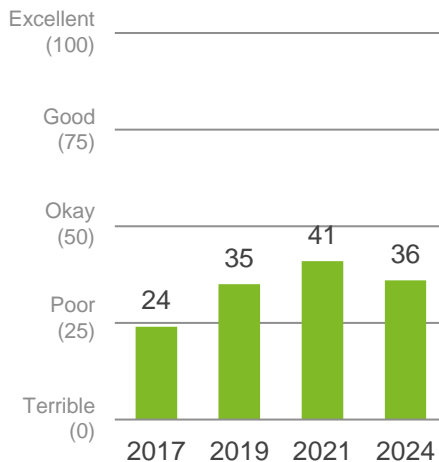
Performance ratings

% of respondents



Trend Analysis

Performance Index Score



MARKYT Industry Standards

Performance Index Score



Shire of Wyndham East Kimberley	36
Industry High	55
Industry Average	40

Variances across the community

Performance Index Score

Total	Home owner	Renting/other	Male	Female	No children	Have child 0-4	Have child 5-11	Have child 12-17	Have child 18+	18-34 years	35-54 years	55-64 years	65+ years	Disability	First Nations	Kununurra Town	Kununurra Lakeside	Kununurra Other	Wyndham
36	35	40	32	40	36	36	33	44	34	34	37	38	36	24	24	39	28	45	21

Q. How would you rate performance in the following areas?

Base: All respondents, excludes 'unsure' and 'no response' (n = 357). * Positive Rating = excellent, good + okay

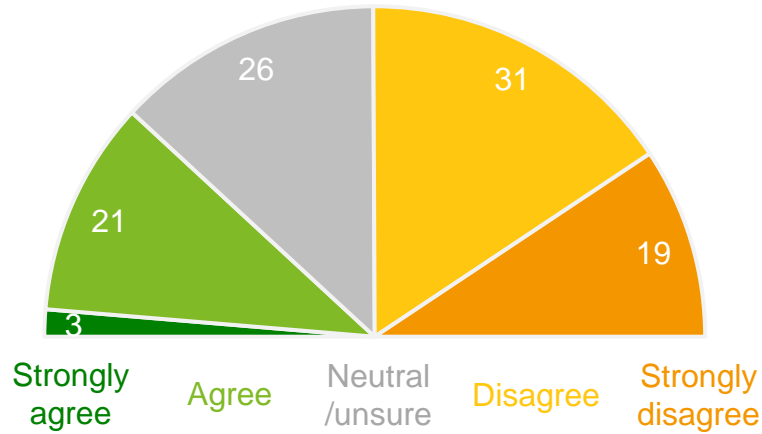
The Shire has a good understanding of community needs

Level of agreement

% of respondents

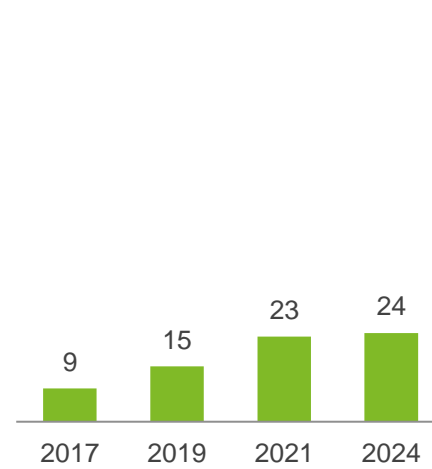
24%

Total Agree



Trend Analysis

% agree



MARKYT Industry Standards

% agree



Shire of Wyndham East Kimberley	24
Industry High	51
Industry Average	27

Variations across the community

% agree

Total	Home owner	Renting/other	Male	Female	No children	Have child 0-4	Have child 5-11	Have child 12-17	Have child 18+	18-34 years	35-54 years	55-64 years	65+ years	Disability	First Nations	Kununurra Town	Kununurra Lakeside	Kununurra Other	Wyndham
24	22	29	20	27	21	25	26	33	29	26	22	24	22	15	21	28	19	29	5

Q. How strongly do you agree or disagree the Shire of Windham East Kimberley:

Base: All respondents, excludes 'no response' (n = 445).

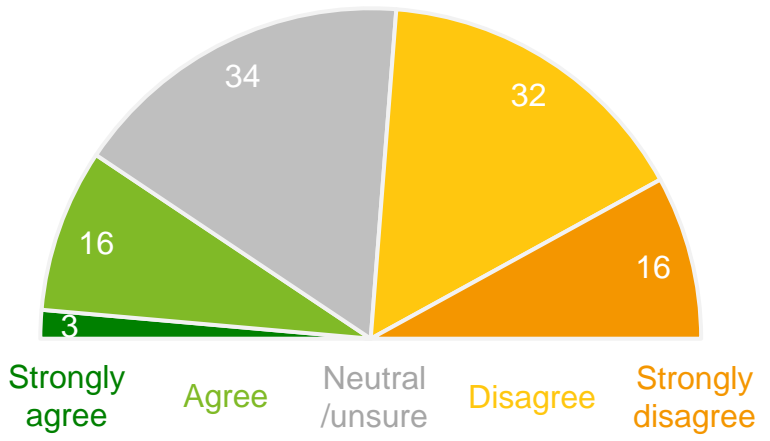
The Shire clearly explains reasons for decisions and how community views are taken into account

Level of agreement

% of respondents

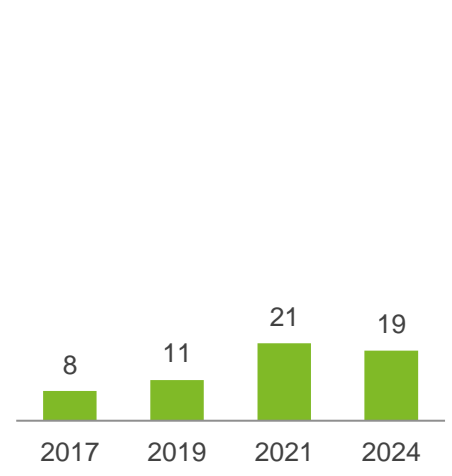
19%

Total Agree



Trend Analysis

% agree



MARKYT Industry Standards

% agree



Shire of Wyndham East Kimberley	19
Industry High	39
Industry Average	21

Variations across the community

% agree

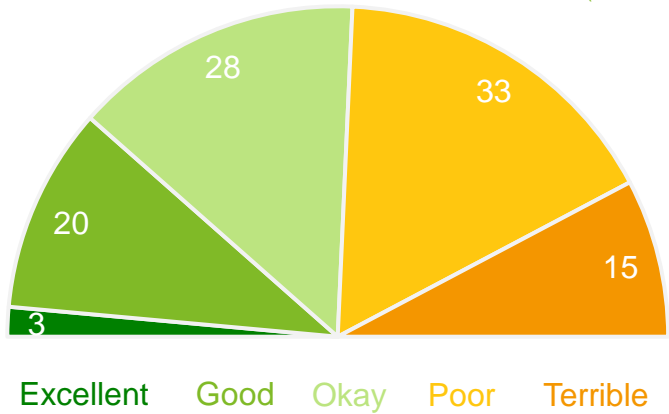
Total	Home owner	Renting/other	Male	Female	No children	Have child 0-4	Have child 5-11	Have child 12-17	Have child 18+	18-34 years	35-54 years	55-64 years	65+ years	Disability	First Nations	Kununurra Town	Kununurra Lakeside	Kununurra Other	Wyndham
19	16	25	17	20	15	20	19	24	25	20	18	18	20	10	13	21	12	26	2

Q. How strongly do you agree or disagree the Shire of Windham East Kimberley:
Base: All respondents, excludes 'no response' (n = 446).

How the community is informed about what's happening in the local area

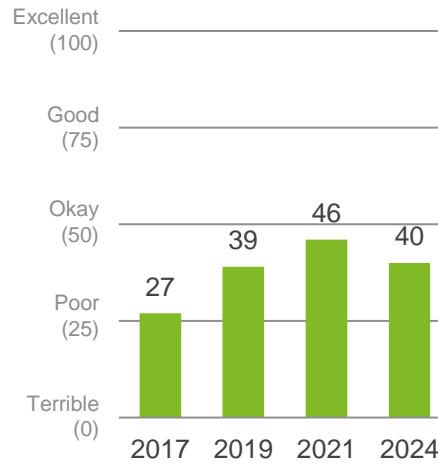
Performance ratings

% of respondents



Trend Analysis

Performance Index Score



MARKYT Industry Standards

Performance Index Score



Shire of Wyndham East Kimberley

40

Industry High

62

Industry Average

44

Variances across the community

Performance Index Score

Total	Home owner	Renting/other	Male	Female	No children	Have child 0-4	Have child 5-11	Have child 12-17	Have child 18+	18-34 years	35-54 years	55-64 years	65+ years	Disability	First Nations	Kununurra Town	Kununurra Lakeside	Kununurra Other	Wyndham
40	39	44	36	45	37	46	42	47	37	45	40	38	36	27	37	45	35	46	25

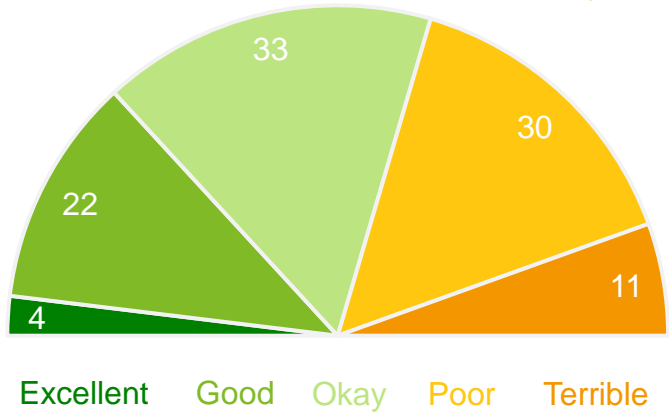
Q. How would you rate performance in the following areas?

Base: All respondents, excludes 'unsure' and 'no response' (n = 392). * Positive Rating = excellent, good + okay

Information and assistance to access Shire grants, subsidies and rebates

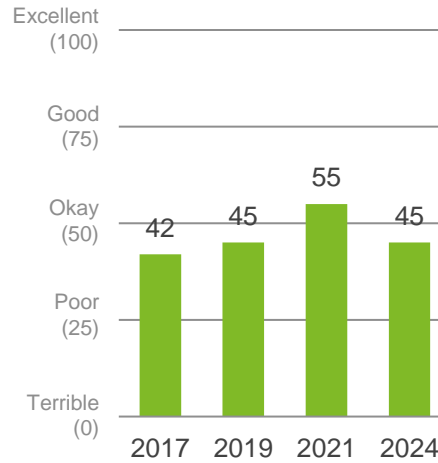
Performance ratings

% of respondents



Trend Analysis

Performance Index Score



MARKYT Industry Standards

Performance Index Score



Shire of Wyndham East Kimberley	45
Industry High	NA
Industry Average	NA

Variations across the community

Performance Index Score

Total	Home owner	Renting/other	Male	Female	No children	Have child 0-4	Have child 5-11	Have child 12-17	Have child 18+	18-34 years	35-54 years	55-64 years	65+ years	Disability	First Nations	Kununurra Town	Kununurra Lakeside	Kununurra Other	Wyndham
45	44	46	42	48	42	50	38	53	51	44	43	49	43	39	36	46	40	50	31

Q. How would you rate performance in the following areas?

Base: All respondents, excludes 'unsure' and 'no response' (n = 335). * Positive Rating = excellent, good + okay

Supporting and partnering with community groups and organisations

Performance ratings

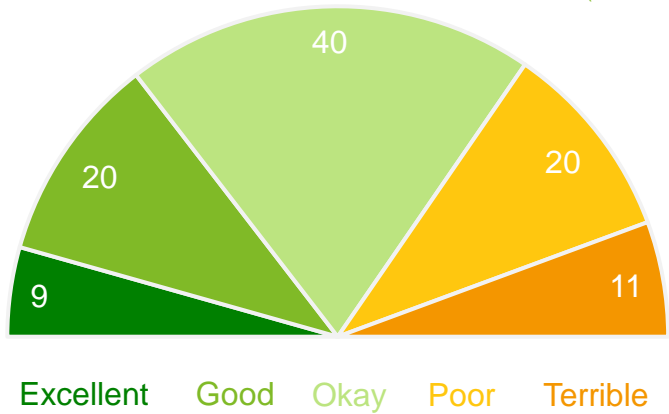
% of respondents

69%

49

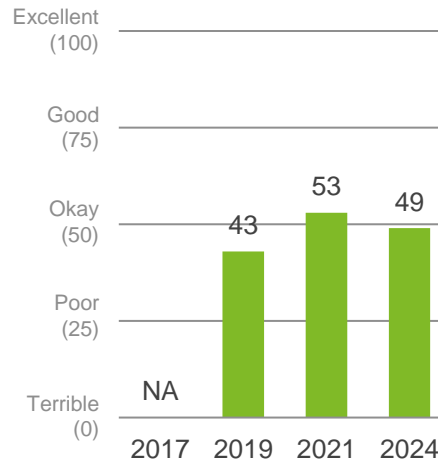
Positive rating*

Performance Index Score (out of 100)



Trend Analysis

Performance Index Score



MARKYT Industry Standards

Performance Index Score



Shire of Wyndham East Kimberley

49

Industry High

NA

Industry Average

NA

Variances across the community

Performance Index Score

Total	Home owner	Renting/other	Male	Female	No children	Have child 0-4	Have child 5-11	Have child 12-17	Have child 18+	18-34 years	35-54 years	55-64 years	65+ years	Disability	First Nations	Kununurra Town	Kununurra Lakeside	Kununurra Other	Wyndham
49	48	52	45	53	48	55	48	55	43	52	48	49	42	39	38	51	44	56	33

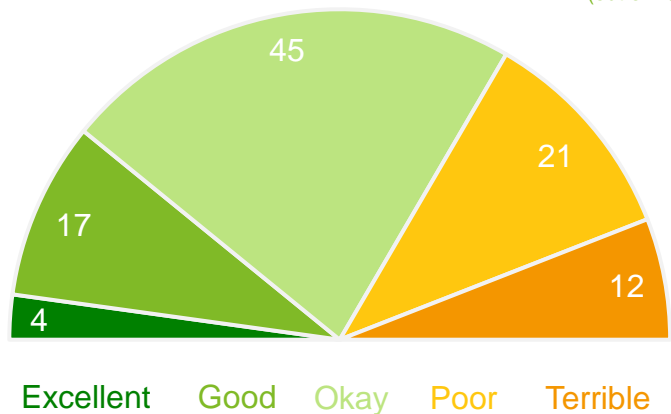
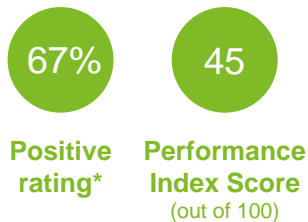
Q. How would you rate performance in the following areas?

Base: All respondents, excludes 'unsure' and 'no response' (n = 337). * Positive Rating = excellent, good + okay

Embracing change, innovation and technology

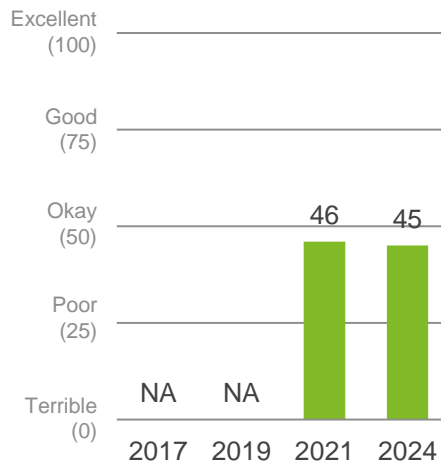
Performance ratings

% of respondents



Trend Analysis

Performance Index Score



MARKYT Industry Standards

Performance Index Score



Shire of Wyndham East Kimberley	45
Industry High	59
Industry Average	47

Variances across the community

Performance Index Score

Total	Home owner	Renting/other	Male	Female	No children	Have child 0-4	Have child 5-11	Have child 12-17	Have child 18+	18-34 years	35-54 years	55-64 years	65+ years	Disability	First Nations	Kununurra Town	Kununurra Lakeside	Kununurra Other	Wyndham
45	44	49	42	50	43	49	42	48	49	47	43	46	44	45	35	45	44	53	29

Q. How would you rate performance in the following areas?

Base: All respondents, excludes 'unsure' and 'no response' (n = 308). * Positive Rating = excellent, good + okay

Customer service

Performance ratings

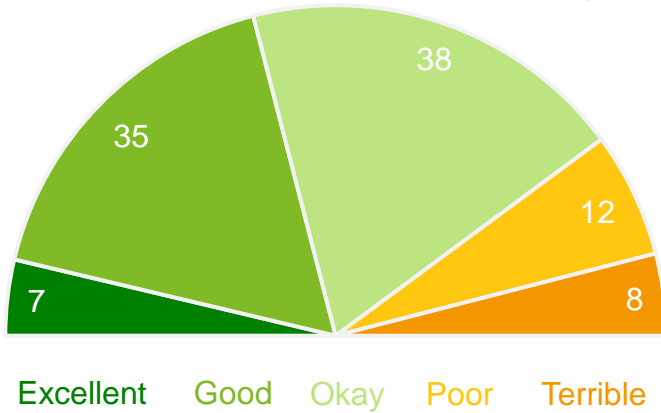
% of respondents

80%

Positive rating*

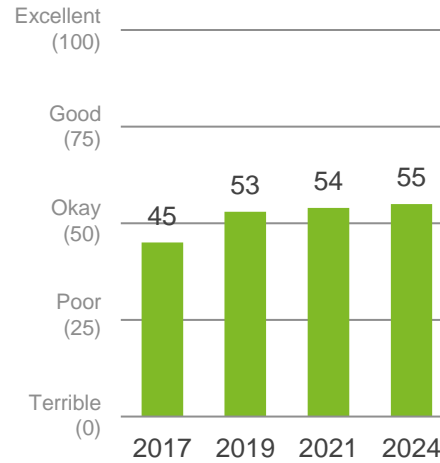
55

Performance Index Score (out of 100)



Trend Analysis

Performance Index Score



MARKYT Industry Standards

Performance Index Score



Shire of Wyndham East Kimberley

55

Industry High

68

Industry Average

56

Variances across the community

Performance Index Score

Total	Home owner	Renting/other	Male	Female	No children	Have child 0-4	Have child 5-11	Have child 12-17	Have child 18+	18-34 years	35-54 years	55-64 years	65+ years	Disability	First Nations	Kununurra Town	Kununurra Lakeside	Kununurra Other	Wyndham
55	54	58	53	59	54	59	53	61	52	56	54	56	54	50	42	56	56	60	39

Q. How would you rate performance in the following areas?

Base: All respondents, excludes 'unsure' and 'no response' (n = 369). * Positive Rating = excellent, good + okay

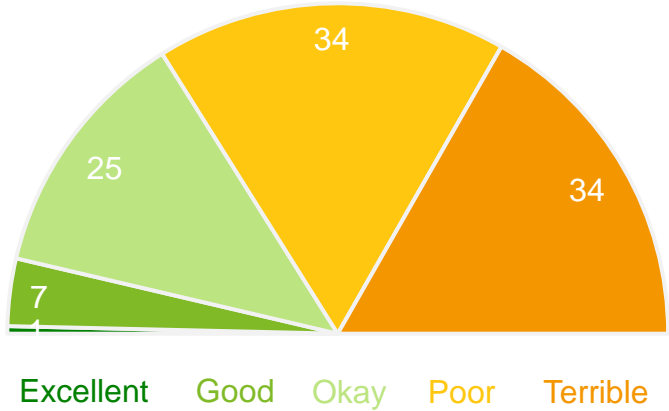
Value for money from Council rates

Performance ratings

% of respondents

32%
Positive rating*

27
Performance Index Score
(out of 100)



Trend Analysis

Performance Index Score



MARKYT Industry Standards

Performance Index Score



Shire of Wyndham East Kimberley	27
Industry High	58
Industry Average	42

Variances across the community

Performance Index Score

Total	Home owner	Renting/other	Male	Female	No children	Have child 0-4	Have child 5-11	Have child 12-17	Have child 18+	18-34 years	35-54 years	55-64 years	65+ years	Disability	First Nations	Kununurra Town	Kununurra Lakeside	Kununurra Other	Wyndham
27	26	30	24	30	27	23	22	37	28	24	25	30	32	23	27	27	19	34	21

Q. How would you rate performance in the following areas?

Base: All respondents, excludes 'unsure' and 'no response' (n = 394). * Positive Rating = excellent, good + okay

Overview of Community Variances

Summary of community variances

	Total	Homeowner	Renting / other	Male	Female	No children	Have child 0-4	Have child 5-11	Have child 12-17	Have child 18+	18-34 years	35-54 years	55-64 years	65+ years	Disability	First Nations	Kununurra Town	Kununurra Lakeside	Kununurra Other	Wyndham
Place to live	56	56	57	51	62	61	54	49	54	55	55	56	56	62	58	60	52	51	66	57
Place to work or operate a business	54	56	51	51	57	54	59	50	57	48	55	53	52	56	56	52	54	50	59	44
Place to visit	71	68	76	66	75	75	72	64	69	62	72	70	70	72	73	69	68	70	76	68
Governing organisation	46	44	53	43	49	48	46	43	50	45	49	43	47	46	46	37	47	45	51	34
Value for money from rates	27	26	30	24	30	27	23	22	37	28	24	25	30	32	23	27	27	19	34	21

PEOPLE

Family / children services and facilities	43	42	47	39	48	46	37	38	47	52	41	42	45	48	47	39	44	40	50	30
Youth services and facilities	37	36	39	36	38	38	34	32	39	46	37	34	38	41	38	36	36	32	45	29
Seniors' services, facilities and care	37	36	40	36	38	37	33	36	40	43	36	35	36	43	28	36	41	33	40	24
Disability access and inclusion	40	39	42	40	41	41	33	33	47	49	35	39	44	45	37	40	41	31	47	31
Recognition/ respect for First Nations cultures	63	67	57	65	64	61	69	66	65	64	66	61	65	60	71	45	60	61	72	52
Local history and heritage	50	50	51	48	52	48	54	48	51	51	54	47	50	48	45	38	49	47	58	34
Health and community services	45	44	49	44	47	44	46	42	51	45	45	44	46	49	42	45	46	44	48	40
Sport and recreation facilities and services	57	56	60	55	59	59	58	51	62	55	58	54	59	59	60	52	60	54	64	36
Festivals, events, art and cultural activities	56	55	60	53	60	56	59	55	56	53	60	53	56	54	56	46	58	55	63	30
Community safety and crime prevention	17	15	22	14	20	17	17	13	17	14	17	15	18	18	14	17	15	15	18	25
Lighting of streets and public places	38	38	38	38	38	38	38	37	41	42	34	38	39	49	50	35	37	30	47	34
Animal management	42	42	42	40	45	41	43	40	48	45	41	39	45	46	44	34	42	36	51	27

Summary of community variances

	Total	Homeowner	Renting / other	Male	Female	No children	Have child 0-4	Have child 5-11	Have child 12-17	Have child 18+	18-34 years	35-54 years	55-64 years	65+ years	Disability	First Nations	Kununurra Town	Kununurra Lakeside	Kununurra Other	Wyndham
PLANET																				
Sustainable practices / climate change	38	37	41	38	37	40	35	33	36	42	39	34	38	47	41	43	37	38	40	35
Conservation and environmental management	41	40	42	40	41	40	39	40	44	50	40	40	40	44	41	38	43	38	43	31
Waste management	48	49	48	48	50	48	47	44	54	56	49	45	49	54	52	46	51	45	52	35
Storm water drainage	43	41	50	43	43	43	43	39	50	47	46	42	41	43	41	39	45	42	44	34
Natural disaster management	49	47	52	46	51	49	52	48	51	47	52	49	44	49	51	46	50	44	53	43
PLACE																				
Responsible growth and development	38	37	43	38	39	38	41	35	43	40	41	35	37	43	41	35	39	36	43	27
Housing	32	31	33	32	32	33	32	28	34	28	29	30	32	43	38	28	31	30	35	30
Community buildings, halls and toilets	36	35	39	35	37	37	38	34	35	38	37	34	35	42	34	30	38	34	39	28
Playgrounds, parks and reserves	43	41	47	40	45	47	32	35	45	48	38	42	45	53	43	35	44	38	52	23
Streetscapes, trees and verges	38	35	46	35	42	41	32	27	47	46	35	36	41	48	37	42	35	35	45	36
Footpaths, trails and cycleways	45	45	47	44	47	44	49	42	48	51	46	45	44	49	41	41	45	43	54	22
Local roads	27	24	36	25	29	29	23	23	27	33	24	25	30	35	20	25	27	27	27	31
Foreshore development and management	30	28	35	27	33	33	24	22	31	33	25	30	33	37	31	31	34	25	33	18
Marine facilities (boat ramps, jetties, etc)	40	38	44	34	45	39	42	35	41	40	40	39	38	47	37	37	40	39	45	20

Summary of community variances

	Total	Homeowner	Renting / other	Male	Female	No children	Have child 0-4	Have child 5-11	Have child 12-17	Have child 18+	18-34 years	35-54 years	55-64 years	65+ years	Disability	First Nations	Kununurra Town	Kununurra Lakeside	Kununurra Other	Wyndham
PROSPERITY																				
Economic development and job creation	41	39	44	38	44	40	42	41	47	39	44	41	37	40	40	35	44	38	44	32
Place marketing	41	39	47	39	44	42	45	38	42	35	46	38	39	41	42	40	43	36	46	33
Airport facilities and services	65	65	68	63	67	66	68	62	70	62	68	62	66	64	70	65	68	61	71	50
Kununurra town centre	35	33	42	34	36	37	37	31	34	32	39	30	35	42	35	46	37	27	36	59
How Wyndham is being developed	24	24	25	26	23	25	19	21	29	32	22	22	28	29	22	22	25	20	33	12
Access to goods and services	42	40	47	39	45	42	46	38	46	39	45	41	40	42	41	39	44	40	46	29
Telecommunications and internet services	39	37	44	35	42	39	46	37	41	32	45	37	34	36	37	38	46	39	38	24
Access to education / life-long learning	45	44	48	42	49	44	51	47	52	42	46	44	44	50	44	42	48	41	50	33
PERFORMANCE																				
Library services	72	71	74	66	78	70	78	74	76	62	78	70	68	69	79	67	75	70	78	48
Shire's leadership	47	47	49	44	51	45	50	46	55	48	48	44	50	47	51	37	49	38	57	29
Advocacy and lobbying	41	40	43	40	42	40	42	35	51	39	42	38	44	37	32	38	43	33	50	28
Supporting community groups / organisations	49	48	52	45	53	48	55	48	55	43	52	48	49	42	39	38	51	44	56	33
Consultation	36	35	40	32	40	36	36	33	44	34	34	37	38	36	24	24	39	28	45	21
Communication and information	40	39	44	36	45	37	46	42	47	37	45	40	38	36	27	37	45	35	46	25
Shire grants, subsidies and rebates	45	44	46	42	48	42	50	38	53	51	44	43	49	43	39	36	46	40	50	31
Customer service	55	54	58	53	59	54	59	53	61	52	56	54	56	54	50	42	56	56	60	39
Embracing change, innovation and technology	45	44	49	42	50	43	49	42	48	49	47	43	46	44	45	35	45	44	53	29

MARKYT community priorities

Other stakeholder groups

MARKYT Community Priorities

BUSINESS PRIORITIES (% of respondents)

Low (<10%)

High (>10%)

Excellent

Okay

Terrible

CELEBRATE

OPTIMISE

This chart shows responses from community members who own or operate a business in the Shire of Wyndham East Kimberley

KAIZEN

REVIEW

PRIORITISE

0 10 20 30 40 50

MARKYT  © 2023

- 1 Children & family services/facilities
- 2 Youth services and facilities
- 3 Seniors' services, facilities and care
- 4 Disability access and inclusion
- 5 First Nations cultures/heritage
- 6 Local history and heritage
- 7 Health and community services
- 8 Sport and recreation
- 9 Festivals, events, art & culture
- 10 Community safety/crime prevention
- 11 Lighting of streets and public places
- 12 Animal management
- 13 Sustainable practices
- 14 Conservation/environmental mgt
- 15 Waste management
- 16 Storm water drainage
- 17 Natural disaster management
- 18 Responsible growth/development
- 19 Housing
- 20 Community buildings, halls, toilets
- 21 Playgrounds, parks and reserves
- 22 Streetscapes, trees and verges
- 23 Footpaths, trails and cycleways
- 24 Local roads
- 25 Foreshore development & mgt
- 26 Marine facilities (boat ramps, jetties)
- 27 Economic development/job creation
- 28 Place marketing
- 29 Airport facilities and services
- 30 Kununurra town centre
- 31 How Wyndham is being developed
- 32 Access to goods and services
- 33 Telecommunications/internet svcs
- 34 Education / life-long learning
- 35 Library services
- 36 Shire's leadership
- 37 Advocacy and lobbying
- 38 Supporting community groups/orgs
- 39 Consultation
- 40 Communication and information
- 41 Shire grants, subsidies and rebates
- 42 Customer service
- 43 Change, innovation and technology

Q. How would you rate performance in the following areas? Base: All respondents, excludes unsure and no response. (n=varies)

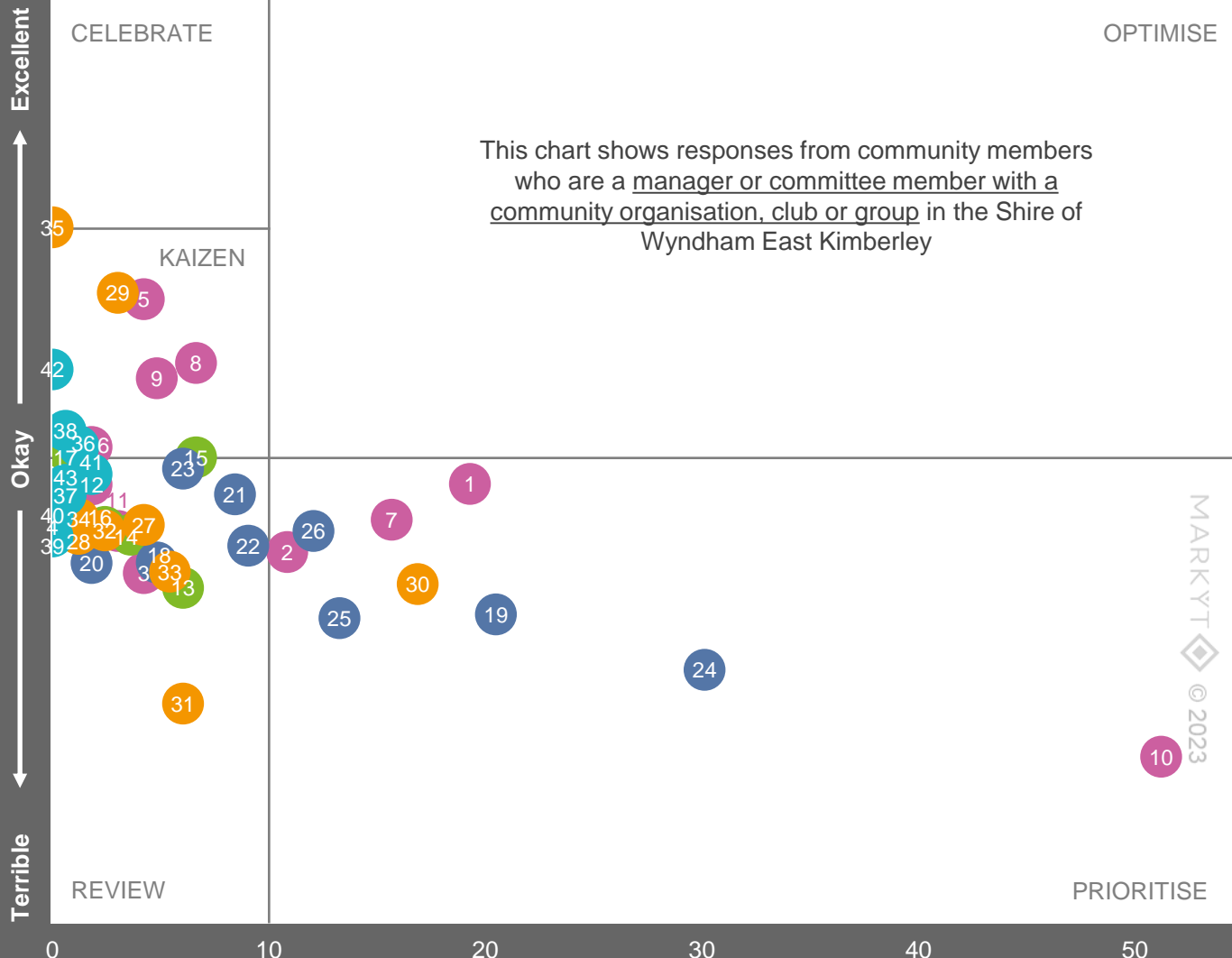
Q. Which areas would you most like the Council to focus on improving? Base: All respondents, excludes no response (n = 167)

MARKYT Community Priorities

COMMUNITY ORGANISATION PRIORITIES (% of respondents)

Low (<10%)

High (>10%)



- 1 Children & family services/facilities
- 2 Youth services and facilities
- 3 Seniors' services, facilities and care
- 4 Disability access and inclusion
- 5 First Nations cultures/heritage
- 6 Local history and heritage
- 7 Health and community services
- 8 Sport and recreation
- 9 Festivals, events, art & culture
- 10 Community safety/crime prevention
- 11 Lighting of streets and public places
- 12 Animal management
- 13 Sustainable practices
- 14 Conservation/environmental mgt
- 15 Waste management
- 16 Storm water drainage
- 17 Natural disaster management
- 18 Responsible growth/development
- 19 Housing
- 20 Community buildings, halls, toilets
- 21 Playgrounds, parks and reserves
- 22 Streetscapes, trees and verges
- 23 Footpaths, trails and cycleways
- 24 Local roads
- 25 Foreshore development & mgt
- 26 Marine facilities (boat ramps, jetties)
- 27 Economic development/job creation
- 28 Place marketing
- 29 Airport facilities and services
- 30 Kununurra town centre
- 31 How Wyndham is being developed
- 32 Access to goods and services
- 33 Telecommunications/internet svcs
- 34 Education / life-long learning
- 35 Library services
- 36 Shire's leadership
- 37 Advocacy and lobbying
- 38 Supporting community groups/orgs
- 39 Consultation
- 40 Communication and information
- 41 Shire grants, subsidies and rebates
- 42 Customer service
- 43 Change, innovation and technology

Q. How would you rate performance in the following areas? Base: All respondents, excludes unsure and no response. (n=varies)

Q. Which areas would you most like the Council to focus on improving? Base: All respondents, excludes no response (n = 166)

MARKYT Community Priorities

COUNCILLOR AND STAFF PRIORITIES (% of respondents)

Low (<10%)

High (>10%)

Excellent

Okay

Terrible

CELEBRATE

KAIZEN

REVIEW

OPTIMISE

PRIORITISE

This chart shows responses from respondents who are closely affiliated with the Shire, either as an elected member, employee or someone who lives with an affiliate

MARKYT  © 2023

Q. How would you rate performance in the following areas? Base: All respondents, excludes unsure and no response. (n=varies)

Q. Which areas would you most like the Council to focus on improving? Base: All respondents, excludes no response (n = 50)

- 1 Children & family services/facilities
- 2 Youth services and facilities
- 3 Seniors' services, facilities and care
- 4 Disability access and inclusion
- 5 First Nations cultures/heritage
- 6 Local history and heritage
- 7 Health and community services
- 8 Sport and recreation
- 9 Festivals, events, art & culture
- 10 Community safety/crime prevention
- 11 Lighting of streets and public places
- 12 Animal management
- 13 Sustainable practices
- 14 Conservation/environmental mgt
- 15 Waste management
- 16 Storm water drainage
- 17 Natural disaster management
- 18 Responsible growth/development
- 19 Housing
- 20 Community buildings, halls, toilets
- 21 Playgrounds, parks and reserves
- 22 Streetscapes, trees and verges
- 23 Footpaths, trails and cycleways
- 24 Local roads
- 25 Foreshore development & mgt
- 26 Marine facilities (boat ramps, jetties)
- 27 Economic development/job creation
- 28 Place marketing
- 29 Airport facilities and services
- 30 Kununurra town centre
- 31 How Wyndham is being developed
- 32 Access to goods and services
- 33 Telecommunications/internet svcs
- 34 Education / life-long learning
- 35 Library services
- 36 Shire's leadership
- 37 Advocacy and lobbying
- 38 Supporting community groups/orgs
- 39 Consultation
- 40 Communication and information
- 41 Shire grants, subsidies and rebates
- 42 Customer service
- 43 Change, innovation and technology

MARKYT Community Priorities

OUT OF AREA RATEPAYERS / VISITORS PRIORITIES (% of respondents)

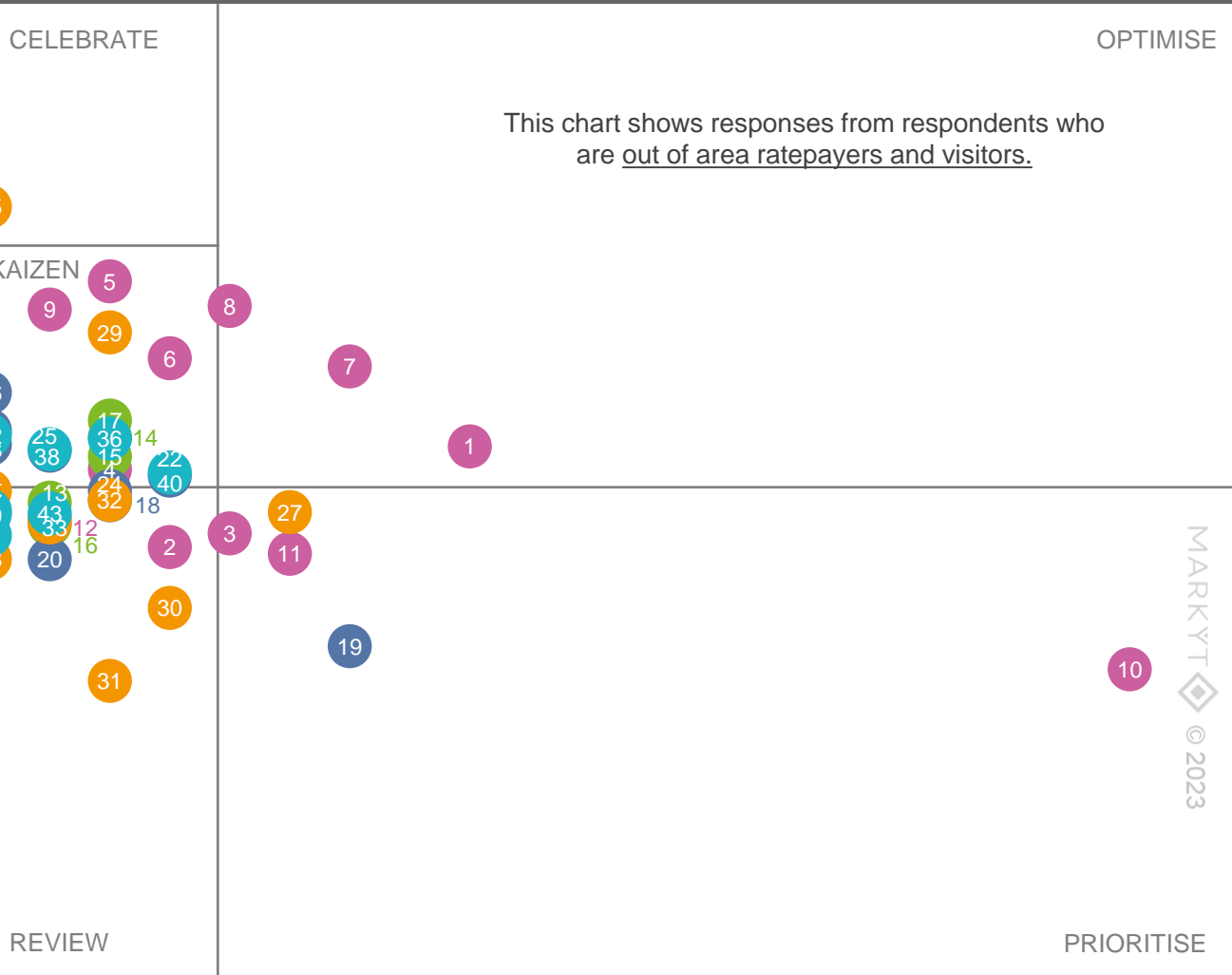
Low (<10%)

High (>10%)

Excellent

Okay

Terrible



MARKYT  © 2023

- 1 Children & family services/facilities
- 2 Youth services and facilities
- 3 Seniors' services, facilities and care
- 4 Disability access and inclusion
- 5 First Nations cultures/heritage
- 6 Local history and heritage
- 7 Health and community services
- 8 Sport and recreation
- 9 Festivals, events, art & culture
- 10 Community safety/crime prevention
- 11 Lighting of streets and public places
- 12 Animal management
- 13 Sustainable practices
- 14 Conservation/environmental mgt
- 15 Waste management
- 16 Storm water drainage
- 17 Natural disaster management
- 18 Responsible growth/development
- 19 Housing
- 20 Community buildings, halls, toilets
- 21 Playgrounds, parks and reserves
- 22 Streetscapes, trees and verges
- 23 Footpaths, trails and cycleways
- 24 Local roads
- 25 Foreshore development & mgt
- 26 Marine facilities (boat ramps, jetties)
- 27 Economic development/job creation
- 28 Place marketing
- 29 Airport facilities and services
- 30 Kununurra town centre
- 31 How Wyndham is being developed
- 32 Access to goods and services
- 33 Telecommunications/internet svcs
- 34 Education / life-long learning
- 35 Library services
- 36 Shire's leadership
- 37 Advocacy and lobbying
- 38 Supporting community groups/orgs
- 39 Consultation
- 40 Communication and information
- 41 Shire grants, subsidies and rebates
- 42 Customer service
- 43 Change, innovation and technology

Q. How would you rate performance in the following areas? Base: All respondents, excludes unsure and no response. (n=varies)

Q. Which areas would you most like the Council to focus on improving? Base: All respondents, excludes no response (n = 38)



www.catalyse.com.au

Office 3, 996 Hay Street, Perth WA 6000

PO Box 8007, Cloisters Square WA 6850

Phone +618 9226 5674

Email: info@catalyse.com.au

ABN 20 108 620 855

MARKYT 