

ANNUAL REPORT

2020 / 2021



A year in the Shire of Wyndham East Kimberley

Baby Tree planting, Kununurra

SHIRE of
WYNDHAM
EAST KIMBERLEY



Annual Report 2020 / 2021

Contents

Introduction	3
Message from the Shire President	4
Chief Executive Officer's Report	6
Community Scorecard survey 2021	10
Strategic Direction 2027	11
About our Shire	14
Our Elected Members	16
Our Year, Delivering the Plan	17
People - Healthy vibrant active communities	18
Bring community together and promote our rich culture and heritage	20
Increase community participation in sporting, recreation and leisure activities	20
Promote quality education, health, childcare, aged care and youth services	23
Place - Enhancing the environment	26
Conserve the Shire's unique natural environment for the enjoyment of current and future generations	27
Provide sustainable public infrastructure that serves the current and future needs of the community	28
Make towns safe and inviting for locals and visitors	29
Prosperity - Economic prosperity	36
Deliver the critical infrastructure that will create the conditions for economic growth across the Shire	37
To be business friendly and the Shire of choice for inward investment in the Kimberley	39
Develop and retain skilled people that business needs to succeed	39
Governance - Civic leadership	42
Effective representation through advocacy at a regional, state and national level	43
Good decision making through engagement with the community	43
A strong and progressive organisation delivering customer focused services	45
Sustainably maintain the Shire's financial viability	47
The Year Ahead 2020/21	52
Statutory reports	54
Audited annual financial report	57

Introduction

Welcome to the Annual Report 2020/21 covering the period of 1 July 2020 to 30 June 2021.

This report aims to provide you with an open and accountable insight into how we have progressed the vision and goals of our Strategic Community Plan 2017-2027. This includes our achievements and challenges, financial performance and key targets for the year ahead. It is organised to align with our Strategic Community Plan 2017- 2027 focus areas of People, Place, Prosperity and Governance.

This report is produced in accordance with the *Local Government Act 1995*, which requires Council to adopt an Annual Report within two months of the audited accounts being made available.

Thank you for taking the time to read this Annual Report. We welcome any feedback on our performance or where you would like us to focus in the future.

This Annual Report along with previous years can be viewed by visiting our:

- Website www.swek.wa.gov.au
- Shire Offices at 20 Coolibah Drive, Kununurra or Koolama Street, Wyndham



Message from the Shire President



Welcome to the 2020/21 Annual Report, at the conclusion of a year that has encompassed some real highs and collective lows.

Our community, like other communities worldwide, is continuing to navigate through the ever-evolving Coronavirus pandemic.

I am fully aware of how difficult times have been for our residents, ratepayers and local businesses. To assist our ratepayers, local businesses and community groups, the Shire has extended its COVID-19 Financial Hardship Policy and Community Support Grant during this financial year. We hope that this has been of some assistance during these uncertain times.

Our tourism industry also took a significant hit with the ongoing border closures due to the pandemic. The State Government assisted with discounted regional airfare programs for residents as well as vouchers to encourage intrastate travelling. Tourism WA also provided a kick off marketing campaign in August 2020, where top CEO's from Perth visited our region.



CEOs from Perth visited our region and welcomed by Cr David Menzel

At the start of 2021, a 'Wander out Yonder' campaign was launched to assist our local tourism operators.

During May 2021, vaccines against COVID-19 were introduced with a rollout program across WA. Subsequently, the Shire worked with health agencies to promote the vaccine.

Although this year has been better than the last for our

residents and local businesses, it still hasn't been the same. Nonetheless, with the availability of a vaccine, it provides a beacon of hope that we need to move forward from this pandemic. Therefore, I would like to



Cr. David Menzel getting vaccinated against SARS-CoV-2 (COVID-19)

strongly encourage our community to get vaccinated to not only protect yourself, but your family and community from the effects of COVID.

Despite the pandemic challenges, the Shire continued to evolve and progress for our tight-knit community. The \$3.2 million Kununurra Water Playground, which is part of Stage One of the Kununurra Leisure and Aquatic Revitalisation plans, is well on its way. As part of the State Government's election promise in March 2021, the Shire secured \$6 million towards replacing our 25m pool with a 50m pool, which will assist in Stage Two of the Kununurra Leisure Centre revitalisation plans. This time next year, I look forward to detailing how Stage One and Two works have refreshed our town area.



\$6m State Government funding announced for Kununurra Leisure Centre

One of the Shire's greatest milestones achieved this financial year was the signing of the Memorandum of Understanding (MoU) with the Miriuwung Gajerrong (MG) Corporation. It was a logical step in progressing the aspirations of both of our organisations, but more importantly, to develop and progress our community. This agreement is a real landmark arrangement as it sets a very important benchmark for Council and Indigenous organisations across Australia. I look forward to working collaboratively with MG Corporation and other potential traditional owner groups to advance our community.



Signing the MoU between the Shire and MG Corp, Kununurra

The Shire has also collaborated with the State Government and other agencies/organisations during this financial year to progress a number of economic development projects within the Shire. Projects such as the Cotton Gin, Project Seadragon and exciting new opportunities in Green Hydrogen Generation. These collaborations are the key to investment and improvement of our infrastructure and we look forward to more.



Australian Citizenship ceremony, Kununurra

The Shire has heavily focused on community feedback on all planned and current projects this year. In June 2021, we held an Open House session across

Kununurra and Wyndham for community members to have their say on the Shire's planned activities over the next five years. The Shire also provided a Community Scorecard Survey in March 2021. It has been refreshing to see residents involved in this engagement process and hear your thoughts on these projects— please note that we are listening and your feedback has been valuable in refining the projects highlighted in the 2021-2025 Corporate Business Plan.



Community engagement on the Draft Corporate Business Plan Projects

Reflecting back on the year that has been, I am extremely proud of the transformative projects that are in the works. Despite the ongoing Coronavirus Pandemic, it is fair to say that it has been a progressive year for the Shire and our community.

I look forward to providing more positive updates about these projects in 2022. Rest assured that with our united Council and dedicated Shire staff, we are working tirelessly for the benefit of our ratepayers and community.

This Annual Report will provide more details of this year's achievements and the work undertaken by the Shire. Thank you for your interest and have a great year.

Cr David Menzel

Shire President

Chief Executive Officer's Report



I am delighted to be able to report on the Shire's activities for the financial year and provide feedback on how the Shire is progressing towards achieving its objectives contained in the Shire of Wyndham East Kimberley

Strategic Community Plan 2017-2027. The Annual Report also informs the community on the Shire's performance against the Corporate Business Plan and the Annual Budget.



The Shire's Strategic Community Plan (SCP) highlights four focus areas being People, Place, Prosperity and Performance. While these focus areas have separate goals in the SCP, on a practical level a lot of what the Shire does addresses more than one focus area and goal and is reflected in our Corporate Business Plan. The Shire will undertake a major review of its SCP in the near future and I would encourage the community to get involved and contribute to providing direction to shape a community that we are all proud of.

This year has been characterised by continuing to deal with the effects of COVID-19 on our operations and the community, progress on the economic development front and transitioning the organisation to one that can deliver the services that the community regard as important. An important strategic achievement was the signing of the Memorandum of Understanding (MoU) with the MG Corporation as one of the representative bodies for the traditional owners of the north east lands we live on. A key objective of the MoU is for both organisations to work together to deliver better outcomes for the community. This is both an exciting opportunity and an awesome responsibility.

COVID-19 has continued to have an impact in this financial year on the operations of the Shire. As per the State Government request that the Shire did not increase the rate in the dollar therefore rate revenue remained relatively static. Because of shut downs of fee-paying Shire facilities, waivers of some fees to support businesses and the granting of extended payment terms the cash flow of the Shire was reduced. The Shire saw this as necessary to do and has had to manage the situation as best it could. Coupled with this was not only an increase in the cost of inputs due to the disruption of supply chains but with the volume of stimulus money in the economy the Shire had great difficulty in retaining experienced contractors to undertake works and in some instances to even quote on works. The Shire has managed to deal with these challenges and keep the operations on a sound footing. More detail about the financial performance can be found in this report.



The actions the Shire has taken are consistent with the goals in the focus areas for People, Place, Prosperity and Performance.

The Shire conducted its biennial community satisfaction scorecard survey in June 2021 and the results highlighted significant improvement on leadership, advocacy, support for community groups and with respect to improved street lighting. This came on top of improvements in achievement across a number of functions; in particular from the operations team. More importantly, the survey reinforces the Shire's focus on priority areas, which include: improved efforts in upgrading parks, playgrounds and recreation facilities;

additional initiatives to address community safety concerns such as improved lighting and better services for youth; revitalising the main urban areas, and working to address social issues such as access to affordable housing. The principle findings of the survey have been captured in the Corporate Business Plan for 2021/22 and various Shire Officers Key Performance Indicators.

Economic Development has been a major focus of the Shires advocacy efforts during the year. During the previous financial year, the Shire advocated for three Shire led projects and two private commercial undertakings. The Shire led projects are the upgrade to the aprons and taxiways for the East Kimberley Regional Airport (EKRA), the upgrade of the Kununurra Leisure Centre and the expansion of the Ewin Early Learning Centre. The private commercial undertaking the Shire has been advocating for are the SeaFarms project Sea Dragon and the establishment of a cotton gin in the Shire both of which have progressed during the year towards final investment decisions.

With respect to the Shire led projects the Shire made application for funding for each of these projects under the Building Better Regions Fund (BBRF) Round 5 funding stream. At the time the Shire anticipated that if successful we would receive funding for one project only and the preference from a strategic point of view would be for the EKRA upgrade. This was borne out in receiving \$7.5 million for Stage 1 of the upgrade program. The Shire invested a significant amount of time and resources in preparing the BBRF funding applications to ensure that the projects met the funding guidelines and believe that good applications were submitted. Council, in particular the Shire President,

and the Shire advocated for these projects with both State and Federal decision makers at every opportunity.



The outlook is a lot more positive for the private commercial projects. SeaFarms have appointed a lead construction partner to develop the site at Legune Station. Although final investment decision has not been announced for SeaFarms' Project Sea Dragon, work has commenced at Legune Station on Stage 1A of the \$1.5 billion land-based aquaculture project. Legune Station is the location of the grow out facility for the production of black tiger prawns. At full production, the project is expected to deliver daily harvests of around 500 tonnes of prawns per day. Infrastructure to support the project e.g. the provision of the all-weather access sealed road from Legune Station to the processing plant at Kununurra is expected to be completed before the onset of the 2021 wet season. Current expectation is that the construction of the processing plant will commence around April 2022. This project will provide a positive economic outcome for the Shire and is expected to create a number of permanent jobs in the



East Kimberley Regional Airport Airside upgrade project #302 (Image: Shoal Air)

Chief Executive Officer's Report

region.

Following four years of successful trials of cotton production in the Ord River Irrigation Area, Ord River District Cooperative, Kimberley Agricultural Investment and MG Corporation formed the Kimberley Cotton Company (KCC). KCC subsequently applied for a Northern Australia Infrastructure Fund (NAIF) loan facility to undertake the construction of a cotton gin in Kununurra. It is expected a favourable response from NAIF will be forthcoming in the first quarter of 2021-2022. The WA State government has also provided \$4M towards the upgrade of electricity supply to the gin site. The benefits of the construction of the cotton gin to the Shire are significant in terms of gross revenue, indigenous enterprise development, investment in local logistics infrastructure and flow on benefits for the cattle industry from cotton seeds.



Other private commercial projects that could reach final investment decision in the next 12 to 24 months that will have a positive impact on the Shire include the Boab Metals Limited's Sorby Hills Mining Lead and Zinc project, a green hydrogen and ammonia project and Agrimin's potash mine that will use the Wyndham port as part of its logistics solution. Should these developments go ahead it will require significant investment by both State and Federal Governments in local infrastructure such as heavy commercial transport routes, water, sewerage and power infrastructure, the provision of land suitable to accommodate both construction workers as well as permanent jobs arising out of these projects and social infrastructure that is the responsibility of the State and Federal Governments.

Tourism in the Shire had a mixed year but was a vast improvement on the previous year. Our thanks and appreciation go out the former Minister of Tourism, Paul Papalia, who made it possible for the Boeing 737's to commence subsidised flights from Perth to the East

Kimberley Regional Airport. These flights are valued and well supported by the community even though the landings are a bit of a thrill seekers experience due to the runway length. My thanks go out to the East Kimberley Marketing Group and their executive, and the Kununurra Visitor Centre and their board who work selflessly in advocating for the needs of the tourism industry and visitors to our Shire.

The Shire looked at reviving the direct flight trial to Melbourne for the 2021 tourism season. A decision was made by Council that there were too many risk factors that were beyond the control of the Shire to proceed with the flights, border closures due to COVID-19 being the main reason. This decision was vindicated as part way through the season borders closed to the Eastern States. In determining my KPI's for the 2021/22 financial year Council is looking to continue to investigate reliable and affordable air links the East Kimberley Regional Airport and the Eastern States.

Focusing a bit more inwards, the organisational structure still reflects the complex nature of the Shire operations. The structure was reviewed as part of the CEO KPI's for the financial year. A number of improvements suggested in the review will be implemented during the 2021/22 financial year. A significant change will be that the East Kimberley Regional Airport will have an improved governance structure starting in early 2022 with the formation of a committee of Council overseeing the airport operations on behalf of the community.

The Shire continually evaluates whether it receives value for money from the delivery of its services by staff, and whether it is advantageous to make use of external contractors to outsource where there is an economic benefit to the community. Similarly, we continue to focus on progressing to self-performing tasks where we perceive that we are not receiving value for money from our external contractors. This is an ongoing process which will deliver long term benefits to the community.

Capital investment program delivered \$6.1 million of renewal, new and upgrade works on the Shire's capital assets. This amount was well down on what was budgeted due mainly to the disaster recovery works being delayed by bureaucratic processes. Disaster recovery works commenced after the end of the financial year and were substantially complete at the time of this report was written. A significant inhibitor in our capital works program was the ability to attract contractors to submit tenders to do the work required due to mainly the large amount of COVID-19 stimulus

money circulating in the economy. Finding contractors that can provide value for money for the ratepayers has been difficult. This problem will be with us for the foreseeable future but despite this those projects that were delayed during the year have all been commenced after the year end.

Financial performance of the Shire has been pleasing in the circumstances. The Shire was ahead of both budget and the 2020 financial year from an operating surplus aspect. While the operating deficit was \$2,634 million the Shire generated cash of \$2.9 million from operations which is applied to the capital works program. Our efforts to get the Shire to an operating surplus are ongoing. There are still gains to be made from self-performing some tasks, natural growth from economic development, the return to a normal economic environment after COVID-19 and a rationalisation of infrastructure assets to better reflect the priorities of our community. An operating surplus is critical for the Shire with respect to its asset management obligations. This will allow the Shire to

conduct preventative renewal works as opposed to reactive works. It also facilitates better long term planning of works.

Finally, I would like to thank the Shire President and Council for their hard work and guidance this past year and in particular the stability they have brought to the strategic direction of Council. We are looking forward to the 2021/22 financial year and the opportunities to deliver some significant projects for the community.

Vernon Lawrence
Chief Executive Officer



Community Scorecard Survey - 2021 Results

The Shire undertakes a community survey every two years in the form of a community scorecard to check perceived satisfaction with the Shire, and of the Shire's performance and services.

A regular community survey is an opportunity for the organisation to understand the opinions and views of the community, identify issues and areas for focus, benchmark performance, track improvements over time and inform the reviews of the Strategic Community Plan. Importantly, the survey is a fundamental part of a healthy democracy and well-functioning local government. Undertaking a regular Community Survey provides Council the following benefits:

- Provides robust and reliable measures of performance, from advocacy, community engagement and community development, to town planning, economic development and environmental management.
- Respondents share their needs and aspirations and their location giving the ability to create local priority mapping.
- The Shire can benchmark performance over time, showing historical trends.

The 2021 Community Scorecard survey was undertaken between March and April 2021 using the independent company CATALYSE.

Headline Results

The 2021 survey highlighted that the community would like the Shire of Wyndham East Kimberley to focus on the following high priority areas:

- **Community Safety and crime prevention** - Facilitate a reduction in youth committing crimes by introducing a range of initiatives. Advocate for greater police presence in the Shire, especially at night. Provide an expansion and improvements to the CCTV network.
- **Maintenance of sealed roads** - Provide more regular road maintenance, resealing and repair of damaged roads.
- **Playgrounds, parks and reserves** - Undertake

upgrades, expansions and maintenance of parks and playgrounds. Facilitate the development of more recreational opportunities.

- **Services and facilities for youth** - Provide more activities for youth that cater to a diverse range of interests. Facilitate the development of a safe house or youth centre. Facilitate the development of more safe youth hang-out spaces and accompanying facilities.
- **How Kununurra town centre is being developed** - Facilitate the redevelopment of the town centre
- **Access to Housing** - Facilitate more housing to meet current and future shortages.

The Community Scorecard Survey results form part of the Shire's key performance measures (KPM) for the Strategic Community Plan and also for Shire Services. Some of the results are presented within this report against the Focus Areas where they are a KPM. A copy of the full results of the scorecard survey along with previous scorecards are available on the Shire's Website.

Shire Response

The priorities identified in this current survey closely match those highlighted in 2019, following which the Shire has:

- Supported a collaborative approach in the delivery of youth (diversionary) services through Waringarri Aboriginal Corporation, Wyndham Youth Aboriginal Corporation and PCYC.
- Adopted an Economic Development Strategy.
- Worked with Horizon Power to replace streetlights with smart LED light fittings.
- Constructed the new Kununurra Shared Loop Path and foreshore trail.
- Supported locally based community organisations through its grant program and including a special support grant associated with COVID-19 impacts.
- Generally capped organisational costs and implemented low rate increases and, furthermore, implemented financial hardship measures in light of the COVID-19 state of emergency.

HAVE YOUR SAY.

Share your thoughts, shape our future



Strategic Direction 2027

Strategic Community Plan 2017-2027

Vision for the Shire of Wyndham East Kimberley:

To be a thriving community with opportunities for all

Mission for the Shire of Wyndham East Kimberley:

To develop in a manner that will achieve social, cultural, economic and environmental benefits for all

Values of the Shire of Wyndham East Kimberley:

Inclusivity - We recognise the diversity of our community and want to ensure that everyone can actively participate in community life.

Unity - We will work collaboratively with the community, united in a common purpose.

Sustainability - Ensure that the aspirations of the community can be met within budget in order to remain socially, environmentally and financially sustainable.

Responsibility for our own future - We will actively participate in providing input to decision making at a state and national level on issues that affect our region.

Leadership - We will listen to the community's concerns and advocate for issues that are important to residents.

Integrated Planning and Reporting Framework of the Shire of Wyndham East Kimberley:

A stronger focus on place and wellbeing with a greater level of community engagement



Focus Areas and Goals of the Shire of Wyndham East Kimberley:

1 Healthy vibrant active communities



PEOPLE

Improving liveability through social and recreational opportunities, a range of inclusive community services and activities, and valuing our diversity.

Goals:

- 1.1 Bring community together and promote our rich culture and heritage
- 1.2 Increase community participation in sporting, recreation and leisure activities
- 1.3 Promote quality education, health, childcare, aged care and youth services

2 Enhancing the environment



PLACE

We value our Kimberley lifestyle and natural environment. We will work to improve the liveability of our towns and their connection to our surrounding environment.

Goals:

- 2.1 Conserve the Shire's unique natural environment for the enjoyment of current and future generations
- 2.2 Provide sustainable public infrastructure that serves the current and future needs of the community
- 2.3 Make towns safe and inviting for locals and visitors

3 Economic prosperity



PROSPERITY

For the Shire to be open for business with a growing and successful economy and jobs for all.

Goals:

- 3.1 To deliver the critical infrastructure that will create the conditions for economic growth across the Shire
- 3.2 To be business friendly and the Shire of choice for inward investment in the Kimberley
- 3.3 Develop and retain skilled people that business needs to succeed

4 Civic leadership



PERFORMANCE

We will deliver services to the community efficiently, provide leadership and governance that is future thinking, transparent and accountable.

Goals:

- 4.1 Effective representation through advocacy at a regional, state and national level
- 4.2 Good decision making through engagement with the community
- 4.3 Ensure a strong and progressive organisation delivering customer focused services
- 4.4 Sustainably maintain the Shire's financial viability

Focus Area outcomes for the Shire of Wyndham East Kimberley:

The Strategic Community Plan (SCP) Focus Areas provide overarching statements that describes the future desires of the community. The Focus Areas are based on community outcomes, the end result that the community will see once the SCP strategies have been successfully implemented and goals achieved.

Focus Areas	Community Outcomes	
	A Shire With:	A Council that:
 <p>PEOPLE</p>	<ul style="list-style-type: none"> • A unified community that has active and healthy lifestyles • Young people that are engaged in their families, schools and communities • Upgraded and improved sport and recreation facilities • Greater access to childcare, education and less anti social behaviour 	<ul style="list-style-type: none"> • Supports community events • Has greater understanding and knowledge of the Shire's heritage • Collaborates with others to tackle disadvantage
 <p>PLACE</p>	<ul style="list-style-type: none"> • Improved environmental management and biodiversity outcomes • A community that respects and cares for the natural and built environment • Well connected and maintained network of shared paths and trails • Well planned and maintained infrastructure and improved streetscapes 	<ul style="list-style-type: none"> • Facilitates responsible development and encourages sustainable design principles • Adopts sustainable environmental practices • Maintains public areas such as parks, gardens and ovals to a high and sustainable standard • Maintains infrastructure to positively impact residents and users
 <p>PROSPERITY</p>	<ul style="list-style-type: none"> • A strong local economy and access to jobs • Infrastructure that supports industry growth • Educational and training opportunities that lead to entrepreneurship or employment 	<ul style="list-style-type: none"> • Supports the growth of business • Attracts new investment, both public and private • Promotes and markets the Shire
 <p>PERFORMANCE</p>	<ul style="list-style-type: none"> • Sustainable revenue and expenditure • Existing and future services funded 	<ul style="list-style-type: none"> • Works in the best interest of the community • Engages with the community and keeps it informed about decisions and its activities • Lobbies and represents the community at all levels of government

About our Shire

The Shire of Wyndham East Kimberley is situated at the northern-most extent of Western Australia. It has an area of 121,000 square kilometres and has two main urban centres; Kununurra and Wyndham and a number of Aboriginal communities.

The Shire is known for its natural attractions, bringing many tourists to the area through the dry season. It is also known for being an important agricultural region by virtue of the Ord Irrigation Scheme with around 28,000 hectares of arable land. Development of the irrigation scheme included the construction of two man-made dams; the Kununurra Diversion Dam, which created Lake Kununurra, and the much larger Ord Dam (Lake Argyle), the largest freshwater storage dam on mainland Australia.

About Our Organisation

The Shire of Wyndham East Kimberley is the local government covering the district of the East Kimberley.

Role of Local Government

The function of a local government organisation is to provide good governance for its community members, involving efficient and effective decision-making, community participation, operational transparency and accountability.

All local governments in Western Australia are independent corporate bodies constituted under the Local Government Act 1995 (the Act). The Act requires each local government to meet the needs of current and future generations by integrating environmental protection, social advancement and economic prosperity.

Roles of Councillors

The role of an elected member is prescribed in the Act as representing the interests of electors, ratepayers and residents, providing leadership and guidance, facilitating communication between the community and Council and participating in the local government's decision-making processes. The President has the additional roles of presiding at meetings, carrying out civic and ceremonial



duties and speaking on behalf of the local government.

Role of the Chief Executive Officer

The role of the Chief Executive Officer (CEO) is to: advise the Council in relation to the functions of the local government; ensure advice and information is available for Council to make informed decisions; implement Council decisions; manage daily operations; manage staff, and liaise with the Shire President regarding organisational performance.

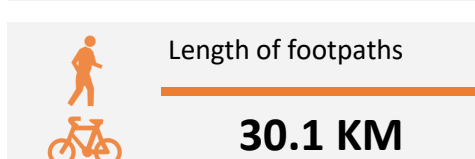
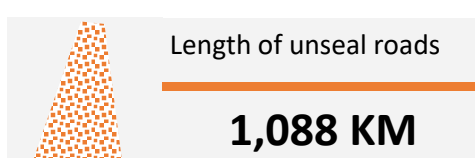
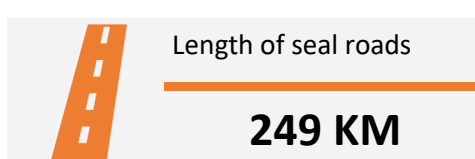
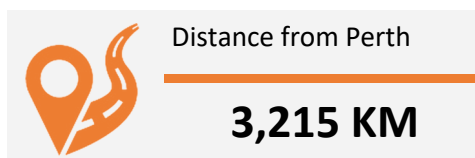
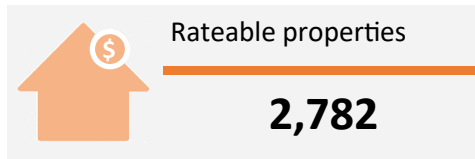
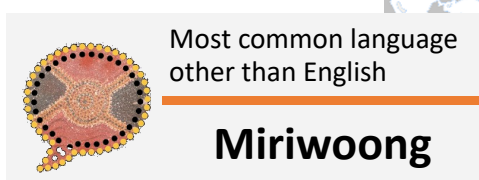
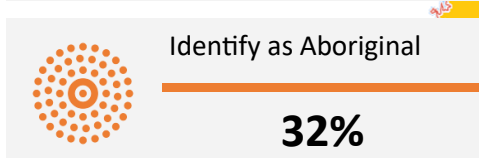
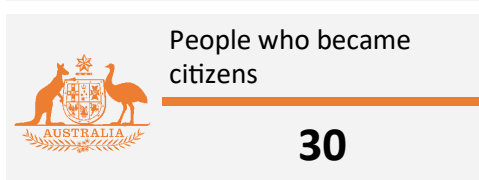
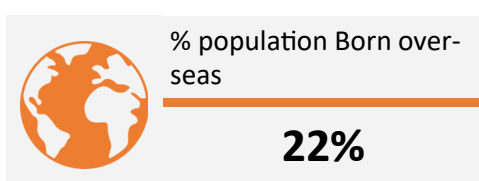
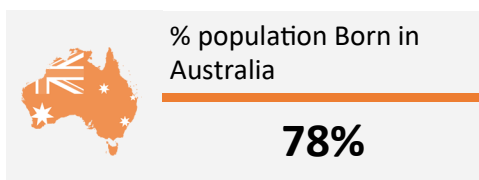
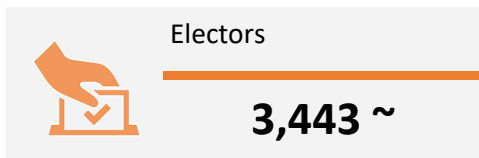
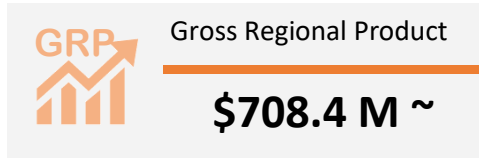
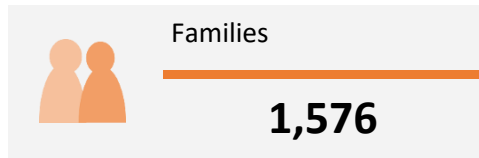
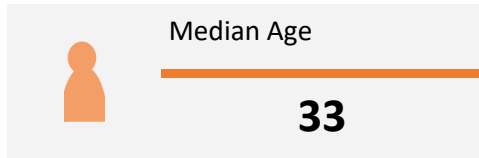
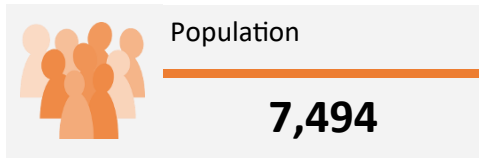
Council Decision Making

Decisions of Council are made at Ordinary Council Meetings and are generally held on the fourth Tuesday of each month at the Council Chambers. These meetings commence at 5pm and are open to the public.

Delivering Shire Services

To deliver services to the community, the Shire's organisational structure is grouped into four operational and functional directorates which are guided through the leadership of the CEO. Within each directorate are several service-specific units that are responsible and accountable for delivering services and implementing the Corporate Business Plan in accordance with their specific expertise.

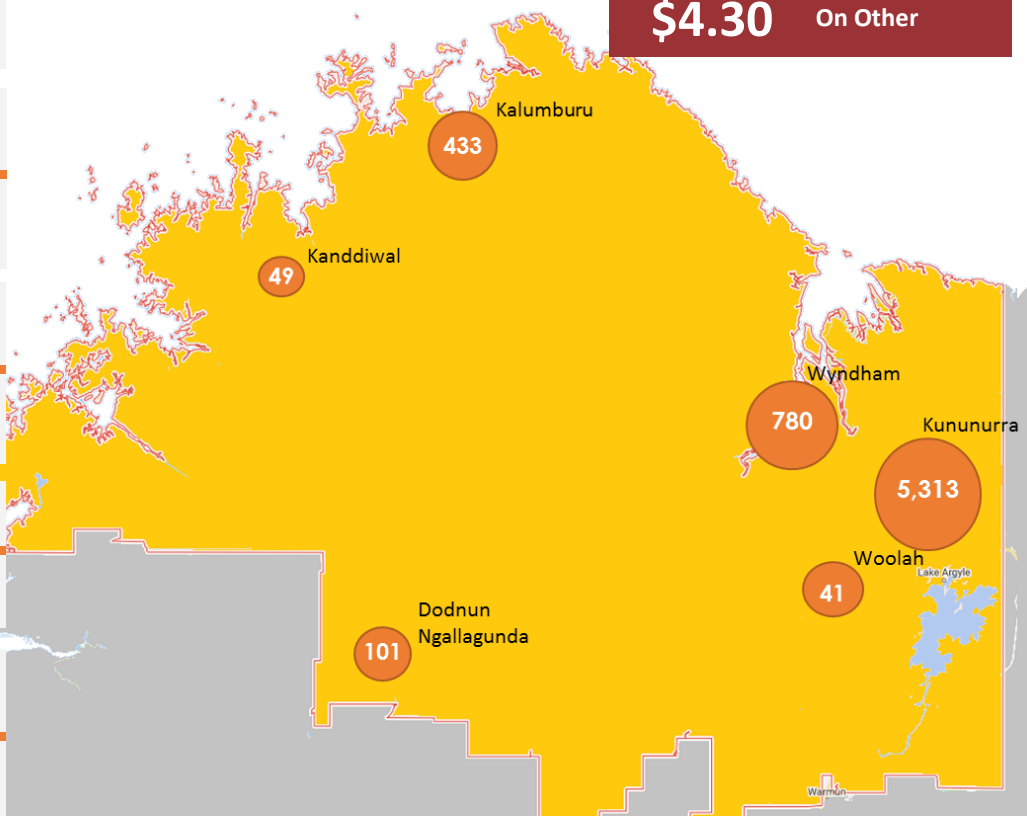
Our Shire in Numbers



Where did my rates go?

PER \$100 2020/21

- \$21.40** On Recreation and Culture
- \$42.40** On Roads
- \$19.20** On Community Amenities
- \$2.50** On Governance
- \$4.10** On Economic Services
- \$4.10** On Law, Order & Public Safety
- \$1.00** On Health
- \$0.60** On Education & Welfare
- \$4.30** On Other



Major population centres in the Shire of Wyndham East Kimberley and estimated population

Shire of Wyndham East Kimberley Council

Our Elected Members 2020-21



Cr Tony Chafer
Deputy Shire President
Term: 2021 (821 votes)
Born: United Kingdom



Cr David Menzel
Shire President
Term: 2021 (810 votes)
Born: Australia



Cr Grant Lodge
Term: 2021 (813 votes)
Born: Australia



Cr Narelle Brook
Term: 2021 (802 votes)
Born: Australia



Cr Debra Pearce
Term: 2021 (720 votes)
Born: Australia



Cr Mat Dear
Term: 2023 (672 votes)
Born: Australia



Cr Judy Farquhar
Term: 2023 (643 votes)
Born: Australia



Cr Michelle McKittrick
Term: 2023 (580 votes)
Born: Australia



Cr Alma Petherick
Term: 2023 (521 votes)
Born: Australia

Highlights of the Year

Some of the highlights during the year

Our Year, Delivering the Plan

The following pages summarise the Shire's progress during the 2020/21 financial year in achieving the outcomes and goals defined in our Strategic Community Plan and Corporate Business Plan.



Delivering Focus Area 1

Healthy vibrant active communities



Improving liveability through social and recreational opportunities, a range of inclusive community services and activities, and valuing our diversity.

2020/21 CBP Action Summary

9 Actions



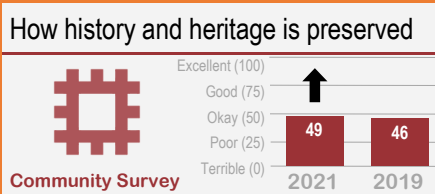
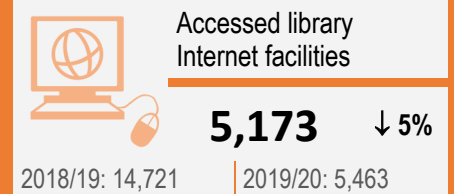
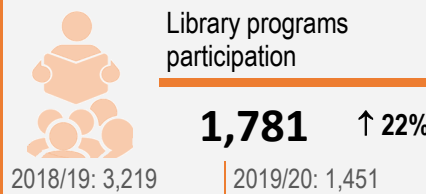
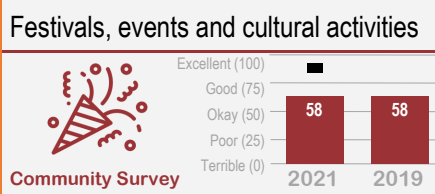
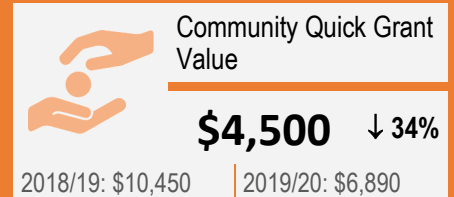
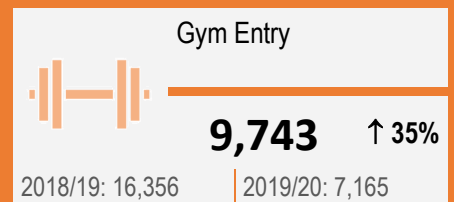
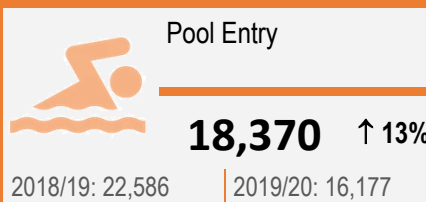
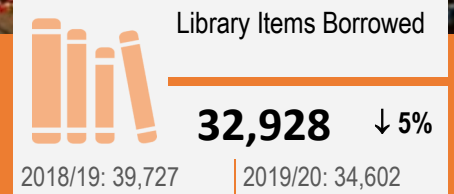
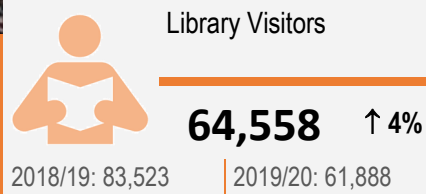
6 Completed



0 Not Started



3 Deferred



Events

Connecting with community July 2020 – June 2021

The direct and indirect impact that events have on communities is important. They create a strong coming together for people from all walks of life. They also provide opportunities for participation, volunteering and encourage involvement for all ages.



NAIDOC Street March

Kununurra AG Show

Australia Day 2021

NAIDOC Week - July 2020

The 2020 theme of NAIDOC was "Always Was, Always Will Be". The week's events included a trivia night, march and community day at White Gum Park, seniors arvo, bush tucker day and family movie night.

Kununurra Agricultural Show - July 2020

The annual [Kununurra Agricultural Show](#) is a major event for the region. This year saw the Society hold the first ever online Ag Show due to COVID restrictions. They held all the usual events and competitions only people had to submit them online and they were then assessed virtually.

Lake Argyle Adventure Race - August 2020

A multi-sports event involving swim, trail run, mountain bike and paddle all around the scenic Lake Argyle and Carr Boyd Ranges. This event attracts many people to the area to compete in the most unique quadrathlon in WA.

Kununurra APEX Barra Bash - September 2020

The Kununurra APEX Barra Bash has been named Western Australia's biggest fishing tournament with over 500 applicants in 2020. This 3 day fishing competition draws in keen anglers from all over the state for a chance to compete and win the major prize; a Barra Bash tinny.

The Kimberley Writers Festival

[Kimberley Writer's Festival](#) aims to entertain and inspire the community of the East Kimberley with a variety of authors, musicians, songwriters, storytellers and illustrators who share their life stories and love of the written and spoken word.

Australia Day Celebrations - 26th January 2021

In 2021, the Shire held an Australia Day Celebration in both Kununurra and Wyndham. The celebration consisted of a variety of activities including a cooked

breakfast supplied by Rotary and CWA, Citizenship Ceremony and a number of family friendly activities.

Dam to Dam - 24th April 2021

The Kununurra Water Ski Club's annual Dam to Dam has been running since 1981 and was started by the Clubs own Committee Members.

ANZAC Day - 25th April 2021

With Ceremonies held in both Wyndham and Kununurra, ANZAC Day this year had a Dawn Service, town march and service.

Lake Argyle Swim - 1 May 2021

The [Lake Argyle Swim](#) consists of a 10km and 20km open freshwater swim for relay teams and solo competitors. It takes place at Lake Argyle and is recognised as one of the most spectacular places to visit. Clean water, no sharks, bluebottles, ocean rips or chafing and a very pleasant 22-26 degrees in 980 square kilometres of lake to enjoy.

Ord Valley Muster - May 2021

The [Ord Valley Muster](#) is a 7 day festival, consisting of over 30 different events and experiences. The event attracts approx. 10,000 people both local and interstate.

The 2019/20 Community Grant round saw the Ord Valley Event committee awarded a \$55,000 Grant towards the Ord Valley Muster with a guarantee of 3 years funding. This year was the first year of the new Festival Hub at Celebrity Tree Park.

Teddy Bears' Picnic - 13 June 2021

All Teddy Bears and their families and friends were invited to the Teddy Bears' Picnic. The day included best dressed teddy, cupcakes, free fruit, kanga training demo, teddy bear clinic, craft, face painting, emergency services, lucky door prizes, adopt-a-teddy, games and Storytime.

1 Healthy vibrant active communities

Goal 1.1

Bring community together and promote our rich culture and heritage

Heritage

In February 2021 the Shire undertook a review of the State records on the Heritage Council database (inHerit) and advised of any inconsistencies with the Shire's Municipal Heritage Inventory and records. The review included ensuring that all listed places and areas are correctly identified in inHerit, and that geographical information was correct. As part of this review, the Shire became inHerit Custodians to enable the Shire to complete its own heritage updates as required.

The Shire also applied for funding to establish a heritage list as part of the Local Government Heritage Consultancy Pilot program and were successful. Under the Heritage Act 2018 (Part 8) all local governments are required to prepare a Local Heritage Survey and prepare a Heritage List. Heritage Intelligence (WA) were appointed in June 2021 to undertake the project which will commence in the 2021/2022 financial year.

Culture

Aboriginal Engagement Plan

During the previous year Council committed to developing a plan to improve daily interactions with Aboriginal community members ensuring they are heard, captured and used to better inform decision making and enhance customer services. This was captured as part of CBP. During the year, to support the development of the plan, Officers developed a Memorandum of Understanding with Yawoorroong Miriuwung Gajerrong Yirrgab Noong Dawang (MG Corporation).



Goal 1.2

Increase community participation in sporting, recreation and leisure activities

Access and Inclusion services

The Shire implemented 14 of the 29 actions within the Shire Disability Access and Inclusion Plan (DAIP). These actions included to:

- Incorporate the objectives and strategies of the DAIP into the Shire's existing planning processes, particularly project delivery plans;
- Ensure disability access needs are considered in all event planning, incorporating disability access into the application processes;
- Provide large print books and audio for relevant community members;
- Continue free admission to Shire facilities for carers accompanying people with a disability through the Companion Card;
- Promote and improve both staff and the communities awareness of the Companion Card and inclusion needs;
- Plan, build and maintain accessible facilities
- Audit of public signage, develop new templates and replace old signage;
- Improve lines of communication with other agencies operating within the Shire to develop open dialogue;
- Include appropriate questions about access and inclusion in general surveys and consultation
- Ensure that people with disability are supported and encouraged to participate in general surveys and engagement;
- Ensure all public consultations are held at venues with suitable disability access;
- Ensure documents are available in suitable formats on request;
- Ensure advertising for positions is available in suitable formats on request.

DISABILITY ACCESS & INCLUSION PLAN





PEOPLE

The review of the DAIP was deferred to the 2021/22 financial year and has been captured in the Corporate Business Plan 2021-2025.

Community Grant Program

Services, activities, and the opportunities provided by community organisations are highly valuable to any community. Strong community organisations build resilience within the community and their presence means that during times when government spending is challenged, services within the community are less likely to be impacted. For these reasons it is in the interest of the Shire to support these organisations through the provision of funding.

Community Quick Grant

Community Quick Grants are a mechanism to support local clubs and community groups for amounts up to \$500 (per organisation per annum). Quick Grants are available at any time and the application process is relatively straightforward.

Over the reporting period, the Shire provided \$6,890 through Quick Grants to 14 community groups.

Recipient	Activity
Kununurra Markets	Insurance cost for 2021 markets.
Kununurra Visitor Centre	Purchase a new printer
Kununurra Toy And Puzzle Library	Freight cost of new shelving
Waringarri Aboriginal Arts Corporation	NAIDOC Week celebrations
Wunan Foundation Inc and controlled entities	Christmas lunch
Ord Valley CWA	International Women's Day event
Wyndham RSL	2021 ANZAC Day ceremony - Shire Event Permit
Kimberley Animal Nature Education (KANE)	Flea and tick protection collars
Kununurra Neighbourhood House Inc.	Teddy Bear's Picnic Community Event
Kununurra Warriors Boxing Club	Send staff to training in Perth
Kununurra Taekwondo Inc.	To purchase equipment such as agility ladders and skipping rope
Kununurra Crazy Crocs Group	Advertisement (Picture Gardens ad) to promote participation
Kununurra Water Ski Club	Purchase new tables and chairs

Community Support Grant

In response to state of emergencies and times of crisis, the Shire offered one-off grants designed to support not-for-profit organisations and community

groups to continue to maintain community services.

Recipient	Grant
Kununurra Markets	3,000
Kununurra Gymnastics Cub	3,000



Events Grant

The Events Grant category aims to support organisations to develop and conduct sustainable local and regional community events that celebrate a diversity, creativity, inclusion and a vibrant community.

Events Grants are available to incorporated not-for-profit associations to assist with the delivery of events that deliver significant benefits to the Community.

Recipient	Activity	Grant
Ord Valley Muster Committee	Ord Valley Muster	55,000
Lake Argyle Swim Inc.	Lake Argyle Swim	20,000
Kununurra Campdraft and Rodeo Association	Kununurra Campdraft and Rodeo	15,000
Kimberley Action Sports Inc.	Lake Argyle Adventure Race	12,000
Wunan Foundation Inc and controlled entities	East Kimberley Aboriginal Achievement Awards	10,000
Kununurra Water Ski Club	Dam to Dam	10,000
Kununurra Agricultural Society	Annual Kununurra Ag Show	10,000

Facility Grant - Buildings and Property

The Facility Grant - Buildings and Property aims to assist community groups within the Shire to upgrade, extend community facilities and equipment that will benefit the community.

1 Healthy vibrant active communities



Ord River Sports Club - Facilities Grant for Lawn Bowls resurfacing

The fund provides an opportunity to part fund an infrastructure project with strong community benefits.

Recipient	Activity	Grant
Wyndham Turf Club	Kitchen upgrades	20,000
Ord River Sports Club	Ord River Sports Club roof upgrade and Sporties Lawn Bowls resurfacing (50% each)	40,000

Community Programs Grant

Community Programs Grant provides funding for not for profit community groups with a focus on community development programs and services that align with the Shire's Strategic Community Plan and/or a service the Shire may be expected to otherwise provide.

Recipient	Activity	Grant
Kununurra Neighbourhood House Inc.	Community Shed workshop Program, Welcome to Kununurra Program	15,000



KNH Community Shed Program - Fabric workshop

2020/21 Rates assistance grants

Rates Assistance Grants provide the opportunity for not for profit community groups and associations occupying rateable land to apply for funding for the payment of their rates. A Rates Assistance Grant is only applicable to rates and not to service charges; and/or the Emergency Services Levy.

Over the reporting period, the Shire provided \$67,235 in Rates Assistance Grants to 17 clubs and community organisations.

Future Leaders Award

The Shire is committed to develop and retain skilled people that both business and the wider community need to succeed. To help achieve this, Council established the Future Leaders Award. The award supports high achieving young people in the Shire, to assist with the cost of participating in an activity or program which focuses on leadership, skill development, self development, confidence building and/or team work and communication.

Recipient	Activity	Award
Kimberley Rugby League (Tremane Irvine)	To help fund Tremane Irvine to go to Perth as he was selected to represent Kununurra in the state championships.	770



Future Leaders Award - Tremane Irvine (right) @ Rugby State Championships

Other donations and subsidies

The Shire also supported community groups through donations and subsidies including:

Recipient	Value
Kununurra Waringarri Aboriginal Corporation	75,000
East Kimberley Marketing Group Inc.	50,407
Kununurra Visitor Centre	33,000
Australia's North West Tourism	22,000
East Kimberley Chamber Of Commerce & Industry	11,000

Community lease management

New community leases for the Wyndham Child Care Centre and Ewin Early Learning Centre were finalised during the reporting period. Officers also met with the Ord River Magpies Football Club to discuss lease



PEOPLE

concerns and proposed development, and the Shire was also approached by local Wyndham residents interested in reforming the Wyndham Golf Club.

Recreation and Leisure

The Shire operates recreation and leisure facilities in Wyndham and Kununurra for the benefit of the community. The Shire aims to provide and facilitate a wide range of sport, recreation and healthy lifestyle opportunities for the community through the delivery of strategic infrastructure planning, facility management and leisure programming.

Kununurra Water Playground

The Water Playground tender was awarded during the reporting period with works to start in 2021/22. The water playground will be located next to the Kununurra Leisure Centre (KLC). The design includes a number of slides, interactive and accessible areas as well as landscaping and shaded picnic areas. The total project cost is approximately \$3.2m and is expected to be completed by April/May 2022.

Kununurra Leisure Centre Redevelopment

The KLC redevelopment is an ongoing commitment from Council to address the structural issues of the ageing 25m pool. This project will be delivering critical community infrastructure that will increase sporting participation and physical activity, build social capital and expand regional capacity.

The proposed redevelopment on the existing site when completed will be modest, affordable from a capital outlay and an ongoing cost perspective, while remaining regionally significant; serving communities and towns in the region.

It has been designed to serve the needs of the community for the next 30+ years; maximise the variety and accessibility of services and will cater for



as many user groups as possible, whilst minimising the future operating and replacement costs.

This financial year the Western Australian State Government committed \$6M towards the project. The Shire have committed to contributing \$2.9M and have applied for a further \$6M from the Federal Government.

The project drivers include, but are not limited to:

- Current facility condition – with critical implications of imminent failure of the main pool
- Demand for improved sport and recreation facilities
- Youth, crime and suicide prevention
- Social and health benefits

The redevelopment project will address each of the issues above. It is critical for the liveability of the Shire, meet the needs of a growing regional population, support tourism, increase community connections and social inclusion, address safety and accessibility issues with the current infrastructure, provide extended diversionary activities for the disadvantaged youth, assist in heightened participation in sport and recreation leading to better health, learning and productivity, provide opportunities for increased participation and volunteering in clubs and community groups that use the centre and will help promote a sense of community pride and contributing to a more vibrant town centre.



Kununurra Leisure Centre Redevelopment - Concept by consults Donovan Payne

1 Healthy vibrant active communities

Wyndham Memorial Swimming Pool

The Wyndham Swimming Pool is a single pool operated facility. The pool caters for public swimming as well a number of community events such as weekly youth programs, Royal Life Saving WA Bronze Medallion courses and Term 4 school swimming lessons and Wyndham Youth Aboriginal Corporation (WYAC) youth programs and activities.

Ted Birch Memorial Youth and Recreation Centre

The Shire, with support of the State Government, provides a range of services for young people aged between 12 and 18 years of age in Wyndham. The Shire's Wyndham Youth Officer delivered youth diversionary programs throughout the year. The programs included structured recreational activities and life skills programs. During the year the Shire also worked collaboratively with other youth service providers including the WYAC, WELA and PCYC. These partnerships allow all service providers the ability and capacity to deliver a diverse range of activities from the Ted Birch Memorial Youth and Recreation Centre that build the capacity, resilience and life skills among the town's youth.

Recreation and Open Space

The Shire began the process of reviewing the Recreation and Open Space Plan with the intention of creating an updated document. Although this action was not completed, initial analysis of audit data for Shire reserves was undertaken. The review of the Recreation and Open Space Action Plan aims to identify projects and actions that address community needs within the Shire's limited available resources.

A number of open space projects began throughout this reporting period including awarding the tenders for the stage one of the Lakeside to Celebrity Tree Park foreshore trail as well as stage one of the shared loop pathway. It is expected that stage one of each of the projects will be completed in the 2021/22 financial year.



Goal 1.3

Promote quality education, health, childcare, aged care and youth services



Library Services

The Shire operates two Libraries; the Wyndham Library and the Kununurra School and Community Library (KSCL), the latter being jointly funded by the WA Government.

The highlights at the KSCL during the year included:

- Participation in National Simultaneous Storytime on 19th May performing the full MGM production of "Give me some Space" by Philip Bunting, read by the, out of this world, Space Commander Fitzgerald. Students loved the story and theatrics
- Piano recitals on Saturdays accompanied by the community choir and other musicians.
- 31,830 items loaned
- 26,228 community members welcomed through the front door and 34,320 students and staff through the School door.
- Storytime and Rhymetime entertained a total of 2,017 carers and their little ones
- Helping travellers completing their Border passes and Census forms.



2021 National Simultaneous Storytime from space at the KSCL

Seniors and Ageing

The Shire supports initiatives and strategies that support older people in ageing safely, happily, with dignity and respect. This includes grant funding, and advocacy to State and Federal governments.



PEOPLE



Cr David Menzel at Kununurra Neighbourhood House for morning tea

Children and families (0-11)

Kununurra Neighbourhood House

Kununurra Neighbourhood House (KNH) is a not-for-profit family support service open to all members of the community. During the year, KNH delivered community development programs for the Kununurra community including for families with young children at their community centre on Chestnut Avenue. These include support groups hosted by a facilitator and guest health professionals regularly attend to offer advice and support.



Early years Family Support Services - Kununurra Neighbourhood House

The Shire continues to support the group through funding the Community Shed programs. The Community Shed Program aims to bring the community together to share and gain new skills and build social networks. KNH have also used the funding to establish a regular Tuesday welcome to Kununurra morning tea, to support people who have recently moved to Kununurra link to services, make new friends and feel welcome and stay in Kununurra. The Shire recognises the remoteness of Shire and supports programs that reduce isolation by assisting individuals and families as they adjust to the Kimberley lifestyle without the normal support networks.

Wyndham Child Care Centre

Wyndham Child Care Centre is the only Child Care service in Wyndham and is licensed for 20 children. The centre is owned by the Shire and leased to the community to provide vital support for working parents. During the year the Shire sought funding to increase capacity at the centre.

Wyndham Early Learning Activity Centre (WELA)

Wyndham Early Learning Activity Centre (WELA) is a multicultural family centre for parents or primary care givers to provide and facilitate early learning opportunities for their children.

Youth Services (12-24)

The Shire has been working closely with a number of stakeholders during this reporting period including but not limited to Kununurra Waringarri Aboriginal Corporation (KWAC), Police (WAPOL), Youth Justice, Police and Community Youth Centre (PCYC), Save the Children, Wyndham Youth Aboriginal Corporation (WYAC), Kununurra Empowering Youth (KEY) and funding bodies to support services to ensure that there is adequate programs and case management systems in place to meet the needs of the youth within our community.

The Shire provides funding support towards the employment of a Youth Partnership Coordinator whose role it is to coordinate partnerships with government and non-government services and providing a central coordination point for WAPOL and Youth Justice to identify individual needs and determine appropriate diversionary activities, while acknowledging that some young people will be unable to avoid tertiary justice intervention such as detention. The Shire provides in kind support for the use of Shire managed facilities such as the Kununurra Leisure Centre, Shire Ovals, multipurpose courts, Wyndham Swimming Pool and Ted Birch Youth and Recreation Centre for youth related programs.



PCYC and other youth support agencies at White Gum Park

Delivering Focus Area 2

Enhancing the environment



We value our Kimberley lifestyle and natural environment. We will work to improve the liveability of our towns and their connection to the surrounding environment.

20/21 CBP Action Summary

24 Actions



11 Completed



0 Not started



13 Deferred

Safety and crime prevention



Shire energy consumption

2,041MWh ↑ 5%

2018/19: 2,141 | 2019/20: 1,939



Shire energy costs

\$767,100 ↑ 5%

2018/19: \$889,226 | 2019/20: \$743,387

Footpaths, cycleways and trails



Recorded Crime - Kununurra

927 ↑ 3%

2018/19: 2,647 | 2019/20: 900

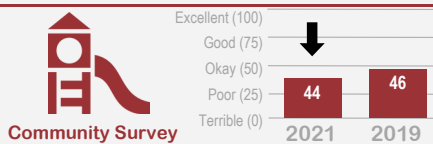


Recorded Crime - Wyndham

154 ↑ 46%

2018/19: 417 | 2019/20: 105

Playgrounds, parks and reserves



Waste to landfill (Tonnes)

18,160 ↓ 14%

2018/19: 20,100 | 2019/20: 21,182

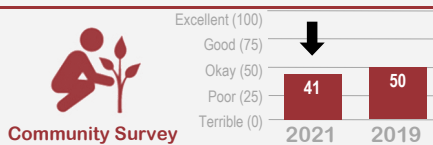


Waste diverted from landfill

13% ↓ 61%

2018/19: 26% | 2019/20: 33%

Conservation management



Feral cats removed

61 ↑ 90%

2018/19: 48 | 2019/20: 32

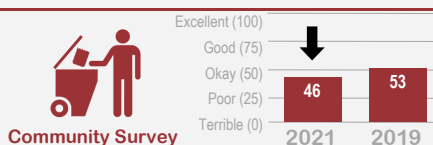


Stray dogs found

288 – %

2018/19: 250 | 2019/20: 288

Waste collection services



Trees Planted

21 ↑

2018/19: 124 | 2019/20: 2



Food Safety Assessments

70 ↓ 20%

2018/19: 106 | 2019/20: 88

Maintenance of sealed roads



Streetscapes, trees and verges



Road fatalities

1 ↓ 66%

2018/19: 3 | 2019/20: 3

Goal 2.1

Conserve the Shire's unique natural environment for the enjoyment of current and future generations

Landscape conservation

The Shire has a number of reserves for the conservation of unique natural environments such as the Bastion's 2,810 hectares. Landscape conservation is an approach that brings people together across geographies, sectors, and cultures to collaborate on conserving our important landscapes and the myriad of ecological, cultural, and economic benefits they provide. During the year, the Shire worked closely with the East Kimberley Beautification Group completing works on Lily Creek and the Botanical gardens near Swim Beach.

Better Access to Country

Trails

Shire staff have completed essential repairs to various trails. Shire staff have progressed self performing works on 1km of path opposite the East Kimberley Regional Airport. This has successfully been progressed, and lessons learned from this project will be used for additional reconstruction works of sealed path throughout the Shire, subject to funding.



Reconstruction of the Swim Beach sealed trail along the Victoria Highway

Boating facilities

Beside regular maintenance and inspections, grant funding supplied by the Department of Transport delivered a comprehensive design for the reconstruction of the Wyndham Boat Ramp pontoon Jetty. This project has been delivered over several years, and has included environmental investigations, inclusive of local tidal movements and extensive community consultation which informed the design process. The Shire will continue to seek funding for replacement of this structure.

Funds have been provided for refurbishment of the pontoon section of Anthons Landing and the Shire will continue to advertise for suitably qualified business

capable of undertaking works to the required standards. Replacement of in situ solar lighting was also progressed.

Manage Waste Sustainably

The Shire manages two landfill facilities, one in Wyndham and one in Kununurra. The operational costs associated with operating these facilities is approximately \$2,7M to process and landfill almost 190,000m³ of waste.

During the year, the Shire installed a community waste separation and transfer area at the front of the Kununurra Landfill. The purpose of this installation is to reduce public interaction within active work spaces, and to improve separation of waste, prior to relocation into landfill.

The Shire has been busy investigating an expansion of the Wyndham Landfill and an alternative location for the Kununurra Landfill. This requires significant research into environmental matters and land tenure, which is then subject to consideration by State agencies. These planning processes will take several years and require ongoing input by the administration to ensure sustained progress.

In terms of compliance at the two sites, no breaches of the Shire's Department of Water and Environmental Regulations (DWER) Licences were reported in the last 12 months.



New waste separation and transfer bays in Kununurra

Refuse collection

The Shire continues to provide a weekly roadside bin collection service, collecting approximately 3000 bins each week through its contractor - Cleanaway.

Waste disposal is a major cost for the Shire and the community. During 2020/21 the cost to the Shire to provide household refuse collection services was in excess of \$502,110.

Wyndham and Kununurra Landfill sites accept free domestic waste to provide better value for rates and help reduce littering.


2 Enhancing the environment

Keeping the Streets Clean

The Shire strives to ensure local streets and parks are kept clean and tidy. To do this, the Shire engages a local contractor, Cleanaway, to undertake a daily litter removal service within Kununurra, which occurs between 4am - 6am.

Cleanaway also provides the Shire a street sweeping service for residential streets and commercial/industrial estates (fortnightly or monthly depending on location). Annually, these services cost the Shire \$208,964.21.

Additionally, Shire Officers undertake daily inspection and litter pickup in hotspots and high use areas.



Waste reduction (reduce, reuse, recycle)

The Shire continues to provide recycling options as part of our Waste Management Plan.

The Shire continues to offer:

- Chemical container recycling through the DrumMuster scheme;
- Used car battery and fire extinguisher recycling;
- Used oil recycling; and
- An off-site tip shop delivered by Revive (East Kimberley Job Pathways).

The Shire works closely with scrap metal merchants to collect and recycle scrap steel which is collected and separated at both landfill sites.

Goal 2.2

Provide sustainable public infrastructure that serves the current and future needs of the community

Capital Works

Roads and bridges

The Shire has developed a 5 year maintenance plan for all existing structures following investigation of all Shire Bridge structures.

Key Works over the last 12 months have included:

- Road widening and shoulder works on Lake Argyle Road
- Resheet works on Kalumburu Road
- Drainage works on Bandicoot Drive
- Road reseals, various roads.

In terms of planning for the future, the Shire has progressed the survey and design works for the following assets:

- Road and Bridge design works for Carlton Hill Road
- Sealing Moonamang Road to the border (MRWA)
- Stage 2 and 3 for Bandicoot Drive
- Intersection of Weaber Plain Road and Ironwood Drive
- Intersection of Coolibah Drive and Ironwood Drive

REDUCE

- Bulk buy when possible, but don't buy more than can be used
- Choose products with less packaging
- Choose products with reusable/recyclable packaging
- Carry reusable shopping bags and reuse containers over and over again
- Buy quality goods that will last



REUSE

- Look for products in reusable, refillable or recyclable packaging when shopping
- Donate unwanted clothing, furniture and white goods to charities
- Enquire if goods can be repaired rather than replaced
- Hold a garage sale
- Use rechargeable batteries rather than single-use batteries

RECYCLE

- Only recycle after trying to reduce and reuse
- Find out if you can recycle before putting it in the bin



PLACE



Sealing works start of Moonamang Road, Kununurra

Footpaths and cycleways

During the year the Shire completed construction of stage one of the Kununurra Shared Loop Path. The Kununurra Shared Loop Path is an off-road pathway for shared use by bicycle riders and walkers forming a circular route looping around the town linking strategic destinations with residential areas. The new path will provide an important connection to schools, health facilities and Aboriginal communities. The path also seeks to address feedback from the community that parents are reluctant to allow their children to cycle to school due to safety concerns with lack of a safe cycle path.

The Shire also constructed a section of shared path connecting the Shared Loop Path to the Kununurra Foreshore Trail near the Big Boab. Construction of the stage 1 of Kununurra Foreshore Path through Celebrity Tree Park was also completed that will follow Lily Creek Lagoon foreshore.

Marine assets

The Wyndham Boat Ramp Floating Jetty is the subject of a design grant, supplied by the Department of Transport. Funding has been expended in the financial period on progressing further community consultation, to assist in design of a structure fit for local use. Additional work will be required on cost, material and staged installation, and seeking funding capable of replacing the existing aged infrastructure.

Anthons landing has been subject to ongoing regular maintenance, including works that required temporary partial closure of the landing on several occasions. Annual inspection of structures was carried out by Infrastructure Services. Pontoon maintenance is required on this structure, but the Shire has to date been unable to attract local contractors to progress the required works. Requests for Tender will be progressed to a wider field, in order to progress this priority project.

Drainage

The Shire completed a drainage solution at the Ewin Early Learning Centre using an inhouse team to help prevent localised flooding during heavy rain events.

Planning has been progress for extension of works on Bandicoot Drive, Specifically from the intersection with Pruinosa Street, to the newly installed works. Additional drainage works are to be conducted in the 2020/2021 financial period, with roadworks to progress in the following year. Other future works include:

- Barringtonia intersection drainage
- Weaber Plain and Ironwood intersection drainage



Wyndham Boat Launching Facility - New proposed pontoon design

2 Enhancing the environment

Make towns safe and inviting for locals and visitors

Goal 2.3

Make towns safe and inviting for locals and visitors

Town Maintenance

Maintenance of Shire assets and community areas has continued throughout the 2020-21 financial year performing works across a wide variety of assets including parks and gardens, urban and rural roads, kerb works, street signage and graffiti removal.

Cemeteries

The Shire maintains the Kununurra and Wyndham Cemeteries and prepares graves for burials at both of these locations. During the year the Shire provided 26 burials.



Fencing upgrade in Kununurra and Wyndham cemeteries

Parks and Gardens

The Shire Officers in Kununurra and Wyndham have continued to maintain community assets to a high standard.

Community Safety and Crime Prevention

Kununurra Wyndham Alcohol Accord

The Shire continued to host the Kununurra Wyndham Alcohol Accord and provide administrative support to the group. The Shire sees the Accord as a way to improve safety in the community, and promote effective communication and problem solving between licensees and key stakeholders. The State government has taken on responsibility for the Takeaway Alcohol Management System (TAMS) as part of the Kimberley wide Banned Drinkers Register (BDR).



Improved TAMS and Banned Drinkers Register planned for the Kimberley



Officers removing graffiti, Kununurra

Community Safety Plan

A draft Community Safety and Crime Prevention Plan has been developed. Plans to workshop the document with relevant stakeholders was deferred to next financial year.

Recorded Crime

Crime statistics provide an important tool for communities to see trends over time and will assist in the evaluation of crime prevention and associated programs. Documented increases in recorded crime can be used by the community to advocate and lobby for additional resources and funding such as youth programs.

During 2020/21 recorded offences in Wyndham were up 46% to 154 offences and Kununurra up 3% to 927. The most frequent crime types in the Shire were dwelling burglary (151), followed by property damage (149) and thirdly Stealing of Motor Vehicles (72).

Road Safety

During the year there was one road traffic fatality reported in the Shire. The fatality, which occurred on a State managed road, was a female pedestrian who was struck and killed by a vehicle on the south side of Victoria Highway, Kununurra near the intersection with Packsaddle Road.



Roadwise

Child car seat restraint safety check at Kununurra Neighbourhood House



PLACE

Ranger Services

The Ranger Services team is responsible for the education and compliance of State Government legislation and Council's Local Laws for controlling dogs and cats, firebreak inspections, stock control, litter and parking. Rangers spend most of their time undertaking patrols and responding to customer requests forming a vital part of helping to make our community a safer place.

Rangers are normally on duty from 8:00am to 4:00pm Monday to Friday and conduct adhoc out of hours patrols. Rangers also provide after hours emergency response in cases such as:

- stock on Shire Roads posing danger;
- dog attack in progress or aggressive dogs wandering at large;
- animals in immediate dire need of assistance;
- Emergency Services requests (Police, Fire and Ambulance);
- Collection of captured stray animals;
- Shire building security alarm attendance &/or coordination of repairs, and
- Snake capture/removal.



SWEK Rangers School based trainee program

Community awareness and education

During the year rangers used a wide range of engagement methods including social media, newspapers and Shire website and information brochures, and conduct visits to School and not-for-profit organisations. Rangers plan to hold public forums next year to create more awareness within the community.

Ranger Services have produced a Domestic Animal Management Plan and Barking Dogs Information Pack

which can be found on the Shire website to provide readily available information to members of the community.

Animal Management

Rangers support and promote a strong customer service focus, providing advice and information to staff and the community about matters relating to Ranger Service functions and focusing on Animal Management throughout the Shire.

The Animal Management Facility has been upgraded recently to provide a secure, safe, clean and hygienic facility for all animals. The upgrades have improved the safety and welfare of animals and also made the environment safer for all persons involved in its management.

Future upgrades have been secured, providing cage upgrades and areas for secure cat management and isolation facilities.

Litter reduction

Ranger Services have continued their litter and rubbish management efforts with the identification, monitoring and enforcement of illegal dumping within the Shire.

Regular patrols are conducted in an attempt to control the littering within the community including parks, reserves and public open spaces.

Illegal camping and parking

Rangers conduct patrols of the Shire to identify illegal campers and prevent not only illegal activities such as littering and fire control but to educate people by informing them of current legislation, policy and procedures.

Instances of illegal camping increased significantly over the past 12 months due to the increase in tourists attending the East Kimberley. Education and diversion methods were utilised in place of infringements giving warnings and infringing only when required.



Rangers keeping highways and intersections clear of hazards

2 Enhancing the environment

Make towns safe and inviting for locals and visitors

Bushfire and Emergency Management

Bushfire management and bushfire brigades

DFES and the Shire have a Memorandum of Understanding giving the control of the Bushfire Brigades to DFES.

Rangers have been provided training as Fire Control Officers and in general attendance and fire control.

Two Ranger vehicles have been fitted with fire units, these units provide Rangers with a fast response ability to attend small fires within the community and the ability to conduct controlled burns in a safe manner.

Strategic partnerships have been established with DFES and DBCA enabling interagency fire prevention and strategic fire mitigation strategies to take place in a well-coordinated, planned and concise manner, benefiting all agencies and the community.

Rangers have heavy machinery training and complete a high percentage of the required firebreaks on Shire land themselves. This service is also coordinated with DFES and DBCA and these services are provided for their benefit as well.

Bushfire Advisory Committee Meetings are conducted with outside agencies to enable an organised, well-educated approach to fire mitigation.

Rangers have conducted several drainage clearing projects through clearing drainage areas, this ensures fire safety by removing the fire hazard to the community.

Rangers are responsible, as Fire Control Officers, to issue fire permits, monitor, maintain and change the Fire rating signs throughout the community. Rangers inspect properties to ensure they are not a fire hazard. Hazard reduction notices are given to properties that have been identified as a fire hazard and are in breach of the Bush Fires Act 1954.

Local Emergency Management

The Shire's Senior Ranger and Emergency Services Coordinator is responsible for the organisation of the Local Emergency Management Committee (LEMC). This committee involves various outside agencies, LEMC meets four times a year at minimum to discuss matters in relation to emergency management.

The Local Emergency Management Arrangements (LEMA), Recovery Plan and Evacuation Plan have been reviewed and are currently in the process of

approval through DFES.

The Shire is responsible for recovery as per the Emergency Management Act 2005.

The Shire is currently assisting the state in relation to the current COVID-19 pandemic to in line with State Plans.

Building and Compliance

The construction value of the 80 Building Permits (BA4) issued by the Shire for the year was \$8,963,159, which is reflective of a minor increase in construction works compared to \$7,395,828 in 2019/2020 and yet still significantly less than \$26,232,802 in 2018/19.

In addition to building permits, the following assessments, permits and certificates were issued:

- 62 Certificates of Design Compliance (BA3)
- 4 Demolition Permits (BA6)
- 10 Occupancy Permits (BA10)
- 4 Building Approval Certificates (BA14)
- 6 Certificates of Construction Compliance (BA17)
- 4 Certificates of Building Compliance (BA18)

The Shire also provides an External Certification Service and issued a number of additional Certificates of Design Compliances (CDC) to the following applicants:

- City of Karratha - 34
- Shire of Halls Creek - 1
- Private (Builder) - 3



Shire Officers inspect a fire damaged home, Kununurra (WA Police)



PLACE

Pool assessments

49 inspections for swimming pool security compliance (minimum four-year interval) were undertaken in compliance with the relevant regulations.

Major works

Building approvals issued for works in excess of \$1 million included:

- Class 5 Medical Offices (National Disability Insurance Scheme)
- Construction of 4 x Class 1B Tourist Accommodation Villas

State Permit Authorities (Housing Authority/ Department of Finance) issued 8 Building Permits with a construction value totaling \$7,284,938.

Major projects included remediation works to a fire damaged school building and the construction of six dwelling units in Wyndham and Kununurra (replacement of old stock).

Environmental Health

Environmental Health Assessments

The Shire's Environmental Health Services is responsible for monitoring aspects of the natural and built environment that may affect human health. This includes administering the Public Health Act 2016, the Health (Miscellaneous Provisions) Act 1911, the Food Act 2008, the Environmental Protection Act 1986 and the Caravan Parks and Camping Grounds Act 1995 and subsidiary legislation.

Premises bound by the Health (Miscellaneous Provisions) Act 1911, the Food Act 2008 include lodging houses, public buildings, public swimming pools and beauty and skin penetration establishments. These premises are subject to annual inspections to ensure that health and safety standards are

maintained.

Food Safety Assessments

Food businesses are bound by the Food Act 2008 and given a risk classification which determines the frequency of inspection. This year saw an additional 8 new food businesses start in the Shire; saw 6 businesses cancel their registration, taking the number of registered businesses to 143; the majority of these are classified as medium risk. A total of 70 inspections were carried out to monitor food safety and hygiene in local food businesses and temporary food stalls set up at public events.

Assessments	2020/21	2019/20
Health assessments	28	50
Food Safety assessments	70	88
Public swimming pool sampling	270	236
Public event assessments	6	11
Septic systems approval for use	9	6

Public Swimming Pool Sampling

In accordance with the Health (Aquatic Facilities) Regulations 2007, the Shire samples all public accessible swimming pools monthly (including those at resorts, caravan parks and other holiday accommodation) whilst the facilities are open for use. These samples are sent to Perth for microbial analysis to determine the safety of the water. During this financial year, 270 samples were collected. Of these, 4 re-samples were collected in response to unsatisfactory microbiological results requiring action. This included 1 sample positive for *Pseudomonas aeruginosa* and 3 samples positive for *Thermophilic Naegleria*.

4 STEPS TO FOOD SAFETY



2 Enhancing the environment

Make towns safe and inviting for locals and visitors

Mosquitoes

The Shire's Environmental Health Officers raise community awareness of the risk of mosquitoes through a number of community awareness stands at community events. In addition to these stalls, the Shire has continued to promote the WA Department of Health's "Fight the Bite" campaign. The three central messages are to 'Cover up', 'Repel' (using repellents), and to 'Clean up' areas around the home where mosquitoes can breed. This campaign is aimed at reducing mosquito-borne diseases that affect individuals and communities. This information can also be seen both at the Kununurra Picture Garden outdoor movies and heard on the Waringarri Radio Station.

In addition to raising community awareness regarding mosquitoes, mosquito surveillance is also an ongoing activity undertaken by staff, more heavily in the wet season especially after rain events. It was anticipated that there would be a rise in the number of mosquitoes in and around the townsites due to the confirmed La Nina weather forecast during the 2020/21 wet season that would bring increased rainfall to the area. As a result, surveillance was increased during these periods to determine and prevent potential mosquito breeding sites.

During the 2020/21 financial year a total of 11 rounds of mosquito surveillance to determine standing/stagnant water for potential mosquito breeding sites. A total of 117 sites were surveyed over both Kununurra and Wyndham townsites, with 52 of these sites being

treated to reduce or prevent mosquito larvae.

Public events

The Shire ensures that public events that are held within the area pose minimal risk to public health and safety, and to ensure that they are operated to and within required standards. All public events are bound by the Health (Public Building) Regulations 1992 and are given a risk classification to determine the level of health and safety arrangements an organiser must comply with.

Within the 2020/21 period, 53 event applications were received by the Shire, with 42 approvals issued and 7 acknowledgement letters provided for the very low risk events. Due to the ever changing COVID requirements, some events were not able to proceed, while others were required to have strict maximum capacity limits placed upon them to fall in line with the Phase 3 and Phase 4 requirements that were in place at the time of the event. These capacity limits impacted on some of the annual events in the Shire such as the Ord Valley Muster and the Kununurra Rodeo.

Health Complaints Received

A total of 26 complaints were received and investigated in 2020/21, with almost half of these being in regards to excessive noise. This is a 35% decrease on the number of complaints that the Shire had received in the previous 2019/20 financial year.



FIGHT *the* BITE

**STOP MOSQUITOES BREEDING
IN YOUR BACKYARD**

**COVER, EMPTY OR DISCARD
ANY WATER HOLDING
CONTAINERS**

www.healthywa.wa.gov.au/ **FIGHTTHEBITE**

Government of Western Australia
Department of Health



PLACE

Complaint Type	2020/21	2019/20
Noise	12	16
Mosquitoes	3	5
Waste	7	4
Food	2	5
Smoke	0	2
Odour	0	0
Asbestos	0	1
Housing conditions	2	4
Total complaints	26	37

Strategic Land Use Planning

Officers have continued to work on town centre planning for both Kununurra and Wyndham.

In March 2021 the Shire had a community tree planting day in Wyndham to plant trees along the Great Northern Highway.

Planning Officers have continued to collaborate with UDLA landscape architects with regards to streetscaping and landscaping improvements to complement the proposed new water playground along Coolibah Drive.

Amendment 1 (Omnibus) to Local Planning Scheme No. 9 (LPS 9) commenced to correct a number of minor anomalies and textual and mapping errors. It is expected that Amendment 1 will be sent to the Minister for Planning for approval in late 2021.



Community Engagement activities to support Town centre revitalisation

Statutory land use planning

56 Development applications were received and 57 approvals were issued, with 100% of those issued within statutory timeframes. The total number of applications is up from the previous year (41 in the previous year).

The majority of development approvals issued were for use and development within Kununurra and surrounds with a mix of applications for residential development, tourism development and home based businesses. The sale of rural residential land in the Valentine's Falls Estate influenced the number of applications for residential development.

The Shire also responded to 10 referrals in relation to Crown land enquiries from the Department of Planning Lands and Heritage (DPLH) and 4 Public Works referrals (under the Planning and Development Act) for housing developments within the Shire.

Highlights:

Development approvals of significance issued during the year include:

- \$9.3 million redevelopment of Lakeside Resort, Casuarina Way, Kununurra.
- \$5.194 million renewable energy facility (solar), Kalumburu.
- \$2.5 million redevelopment of Horizon Power office, Bandicoot Drive, Kununurra.
- 9 development approvals issued for rural residential development in Valentines Falls estate.
- 17 Home Based Business development approvals issued (1 new, 16 renewals).



Town Centre revitalisation Project Kununurra and Wyndham

Economic Prosperity



For the Shire to be open for business with a growing and successful economy and jobs for all.

PROSPERITY

2020/21 CBP Action Summary

14 Actions



10 Completed



0 Not started



4 Deferred



Wyndham Port



EKRA Aircraft movements

7,917 ↑ 17%

2018/19: 8,455 | 2019/20: 6,762



EKRA Passenger numbers

65,565 ↑ 8%

2018/19: 78,095 | 2019/20: 60,416

Economic development



Community Survey



Wyndham Aircraft movements

327 ↑ 5%

2018/19: 467 | 2019/20: 313



Building Approvals

88 ↓ 3%

2018/19: 81 | 2019/20: 91

Promoting the Shire as a place



Community Survey



Planning Approvals

57 ↑ 72%

2018/19: 58 | 2019/20: 33



Construction Value

\$15.78m ↑ 3%

2018/19: \$32.95m | 2019/20: \$14.41m

Access to goods and services



Community Survey



Shire spend with local businesses

\$4.95m ↑ 53%

2018/19: \$3.55m | 2019/20: \$3.24m



Percentage spend with local businesses

38% ↑ 38%

2018/19: 19% | 2019/20: 24%

Telecommunications & internet



Community Survey

Airport facilities & services



Community Survey



Businesses registered in the Shire

645 ↓ 8%

2018: 673 | 2019: 700

Goal 3.1

To deliver the critical infrastructure that will create the conditions for economic growth across the Shire

Advocacy for economic development

The Shire continues to advocate for projects in the region. A list of potential projects in the region has been compiled and will be regularly updated. The potential projects highlight the considerable infrastructure gaps that will arise to accommodate these projects. Enabling infrastructure such as upgrades to roads, provision of affordable accommodation, child care, etc will need to be addressed quickly. Further, to be able to attract and retain a skilled workforce, improved liveability will be essential in our remote region. The Shire continues to engage with Federal and State governments and other stakeholders to address these issues.

Economic Development Planning

While the Shire has identified infrastructure shortfalls and possible projects in the pipeline, the Shire developed its Economic Development Strategy and an Investment Prospectus to drive the planning for economic development outcomes in the Shire. The Shire is now working towards implementing the Strategy.

Economic Development Strategy

The Shire's Economic Development Strategy was completed during the year after extensive consultations with the community. The Strategy identifies key priorities for the Shire that will lead to the development of informing strategies and actions and identification of funding opportunities. Some of the priorities are capital works projects that will require significant investment from State and Federal governments and industry.

To unlock individual investment opportunities, an Investment Prospectus has also been prepared as part of the Economic Development Strategy. The Prospectus provides a high-level overview of the Shire's prospects and outlines in greater detail specific investment-ready 'transformative' projects.

The Shire will develop an implementation plan for the Strategy and ensure this dovetails with key documents such as the Strategic Community Plan 2020-30. The Strategy will be reviewed annually.

Wyndham Port Logistics Study

The Port of Wyndham logistics study has not proceeded due to the Shire being unable to secure

funding from the State Government to undertake the study. However, the Shire continues to engage with stakeholders to facilitate planning for improved operations at the Port of Wyndham. Cambridge Gulf Limited will continue to operate the Wyndham Port on a new 10-year lease from the new Kimberley Ports Authority based in Broome.

Future bulk producers such as Agrimin's potash mine that will use the Wyndham port as part of its logistics solution. Projects like this will require significant investment by both State and Federal Governments in local infrastructure.



East Kimberley Regional Airport (EKRA)

This year the Shire has continued to progress and deliver projects at the EKRA that will assist in delivering an efficient and successful operation. During the year Boeing 737's commenced flight from Perth replacing the familiar Fokker 100's. The State Government also began subsidised flights from Perth to the East Kimberley Regional Airport.

The Shire looked at reviving the direct flight trial to Melbourne for the 2021 tourism season. A decision was made by Council to defer the trial again due to the ongoing risk factors beyond the control of the Shire such as border closures due to COVID-19. The Shire will continue to investigate reliable and affordable air links between the East Kimberley Regional Airport and the Eastern States.

EKRA Property Management

Detailed design planning was finalised and assisted the Shire in being shovel ready prior to seeking funding for crucial pavement upgrades at the EKRA. An application for funding was submitted to the Federal government's Building Better Regions Fund (BBRF) with an expectation of notification in the second quarter of 2021/22 Financial year.

Design works for new long term parking area and bus

3 Economic Prosperity

bays have been finalised, and will go out to the market, with anticipated works commencing in the third quarter of 2021/22 financial year.

Commercial precinct stage 1 is currently pending subdivision and utility capacity assessments, with an expectation that headworks to service this precinct will commence mid to late 2022.

Concept plans have been delivered for the construction of a new arrivals hall which will be built next to the current terminal. Once completed the current terminal will be converted to departures only. This will enable the expansion of the cafe area and availability for more concession areas to be made available to service the travelling public.

EKRA Security and Emergency Management

A new state of the art Body Scanner has been installed and is fully operational at the EKRA departures screening point.

This new machine streamlines the screening process and has enhanced capabilities that are able to detect items that should not be carried onto an aircraft, further enhancing safety.

Wyndham Airport

Wyndham Airport Operations

The Shire continues to invest in the Wyndham Airport to ensure that this vital community asset is maintained accordingly.

Wyndham Airport Property Management

Further upcoming projects will see drainage works and a new generator and electrical switchboard upgrades. Building rationalisation will continue, along with further fencing upgrades once final buildings are removed.

Goal 3.2

To be business friendly and the Shire of choice for inward investment in the Kimberley

Tourism

Tourism is a major economic driver for the region. While COVID-19 impacted heavily on the region's tourism operations during the 2020 tourism season, the 2021 season provided some hope to tourism businesses of a recovery in the industry. This recovery was assisted by the State Government subsidised air fares between Perth and Kununurra through it's regional airfare programs for residents as well as vouchers to encourage intrastate travel. Tourism WA also provided a kick off marketing campaign in August 2020. However, the lack of staff availability continued to impact businesses, particularly accommodation businesses.

During the year, the Shire provided funds to the East Kimberley Marketing Group (EKMG) to undertake a review of the East Kimberley Tourism Plan 2022. The revised Plan, with an action list, is expected to be finalised in the first quarter of the next financial year.

Significant economic activity during the year

Wunan's Lakeside Resort redevelopment

Wunan Foundation Purchased the Kununurra Lakeside Resort in 2019 and plans to complete a \$9.5M upgrade to diversify it's customer base.

Under the proposal, the 60 existing caravan and camping sites will be replaced by new facilities, including a luxury accommodation lodge, four shared accommodation buildings, a two-storey cultural centre, 31 eco tents, a new rock swimming pool and outdoor event spaces.

Wunan are seeking to fund the project with grants from the Federal Government.



Wunan's development plans for Kununurra Lake Side Resort



PROSPERITY



Ord River District Cooperative agronomists (ABC Rural: Courtney Fowler)

Cotton Gin


Cotton production in the region has grown significantly in recent years and offers opportunities to value add through local processing. Following four years of successful trials of cotton production in the Ord River Irrigation Area, Ord River District Cooperative, Kimberley Agricultural Investment and MG Corporation formed the Kimberley Cotton Company (KCC). KCC subsequently applied for a Northern Australia Infrastructure Fund (NAIF) loan facility to undertake the construction of a cotton gin in Kununurra. It is expected a favourable response from NAIF will be

forthcoming in the first quarter of 2021-2022. The WA State government has also provided \$4M towards the upgrade of electricity supply to the gin site. The benefits of the construction of the cotton gin to the Shire are significant in terms of gross revenue, indigenous enterprise development, investment in local logistics infrastructure and flow on benefits for the cattle industry from cotton seeds.

The Shire continues to work with the agricultural sector to grow local jobs and supports a private sector development of a cotton gin in Kununurra.

Argyle Diamond Mine

The Argyle Diamond Mine operated by Rio Tinto, closed in November 2020 after exhausting its economic reserves. Decommissioning and rehabilitation works will now be undertaken for about five years. Mine closure works will see a fraction of the 400-plus mine workers continue to be employed in the East Kimberley. The famous mine had been operating since 1983 and produced more than 865 million carats of rough diamonds throughout its operating lifespan, making it one of the world's largest producer of coloured diamonds including the very rare and famous "Argyle Pink" diamonds.



Demolition of the processing facility at the Argyle Diamond Mine (Facebook / Bruce Pontin)

3 Economic Prosperity

Project Sea Dragon

Seafarms Project Sea Dragon is a \$1.5B large-scale land-based aquaculture project. While the grow-out facility is located in the Northern Territory, a short distance from the Western Australian/Northern Territory border, the processing plant will be based in Kununurra. The Final Investment Decision (FID) for the project is expected to be announced in 2021/2022. However, considerable work on its grow-out facility site at Legune Station is underway, including delivery of the construction accommodation units. The construction of the processing plant is expected to commence during the 2022 dry season.



Project Seadragon construction accommodation units, Kununurra (B Broady)

Also during the year, the NT Government released 67,500ha of farmland in the Keep Plains Agricultural Development area via an expressions of interest process. This will offer economic growth for local farmers and businesses and local employment opportunities.

Sorby Hills Mine

The Sorby Hills silver-lead-zinc deposit is located 50km north of Kununurra. Discovered in 1971 it is being developed by Boab Metals Limited as a joint venture with Henan Yuguang, China's largest lead smelting enterprise and largest silver producer. Major infrastructure at the project will include the processing plant, administration and maintenance buildings, tailings storage facility, waste dumps, and evaporation area. The produced concentrates are proposed to be transported to Wyndham Port using existing sealed roads creating jobs in Wyndham. Workers are proposed to be accommodated in Kununurra and transported to the site daily. The Sorby Hills project is expected to involve over 200 construction personnel at its peak and over 170 operations personnel. In August 2020, Boab released the results of an updated Pre-Feasibility Study and hope to make a final

investment decision in 2022.

Boab Metals has agreed to support Ord Valley Muster by becoming the new naming sponsor for the Ord Valley Muster in 2022 and 2023.



Boab Metals sponsors the 2022 and 2023 Ord Valley Muster

Green Hydrogen Generation Project

Kununurra has an abundance of water and renewable electricity needed to make green hydrogen. Production of green hydrogen offers an opportunity to create jobs and reduce greenhouse gas emissions. During the year there has been interest from a number of proponents to explore the feasibility of the production of green hydrogen in the region. The Shire continues to engage with these proponents to facilitate such projects.

If hydrogen projects go ahead it will deliver employment and opportunities for local businesses during construction and help to grow and diversify the local economy. The project could put the East Kimberley at the forefront of Australia's transition towards a hydrogen economy. Opportunities to supply export markets such as Japan and Europe through the Wyndham Port would also support maritime and logistics jobs in Wyndham.



Green electricity generated by Ord Hydro



PROSPERITY

Regional Price Preference Policy

The Council has a Regional Price Preference Policy in place to promote and support local businesses and the community by giving preferential consideration to Regional Businesses and Regional Content when considering the provision of goods and services via tender and quotation.

During the year the Shire awarded contracts valued at \$4.95m to local businesses.

Contracts and Procurement

The Shire is committed to ensuring value for money is being delivered to ratepayers.

The Shire uses the online platform Vendorpanel to undertake procurement activities and to engage with suppliers. The majority of local suppliers are registered suppliers in Vendorpanel and the Shire continues to encourage new businesses to register.

During the year the Shire issued 13 public tenders in accordance with the Shire’s Purchasing Policy.



Loading East Kimberley produce at Wyndham Port (CGL)

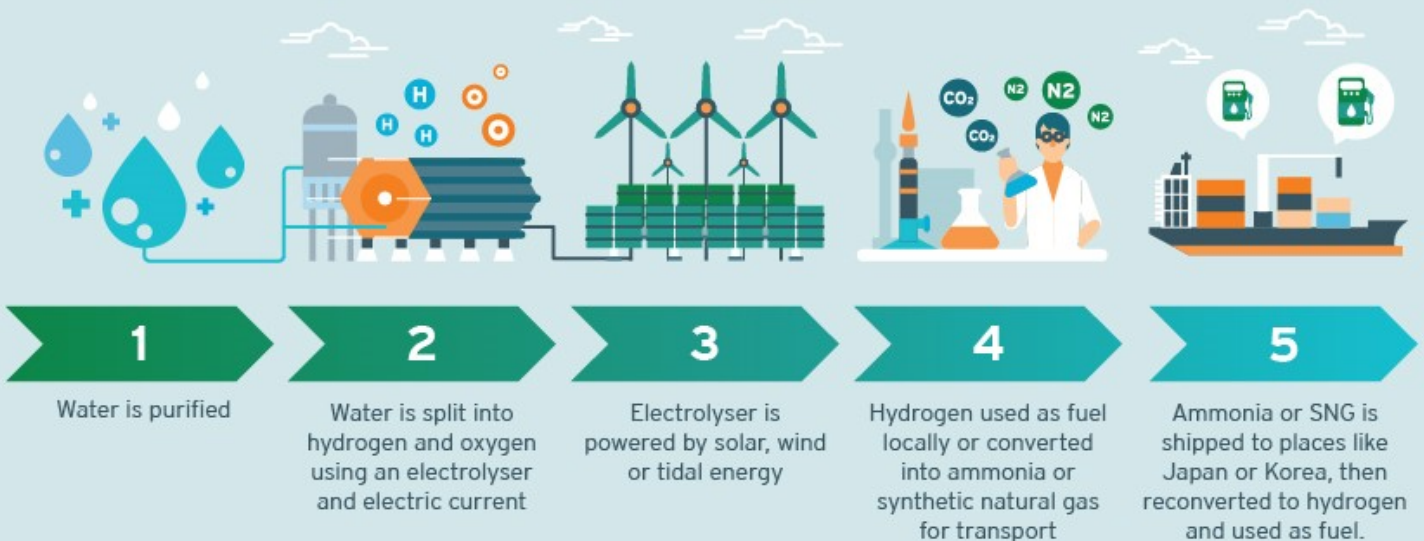
Goal 3.3

Develop and retain skilled people that business needs to succeed

The Shire has continued to advocate for services to help retain skilled workers including affordable housing, flight subsidies and improved telecommunications such as mobile black spot funding.

OUR NEXT GREAT EXPORT?

As a nation, we've long shipped coal to the world. But could renewable energy be our next great export industry? ARENA has set exporting renewable energy as one of its four priorities. Here's how it might work.



Delivering Focus Area 4

Civic Leadership



GOVERNANCE

We will deliver Shire services to the community efficiently, and provide leadership and governance that is future thinking, transparent, accountable and relevant.

2020/21 CBP Action Summary

8 Actions



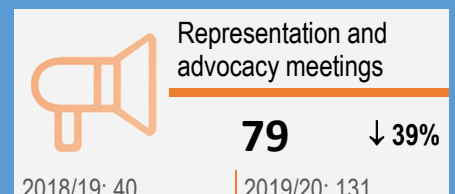
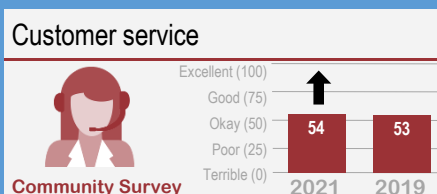

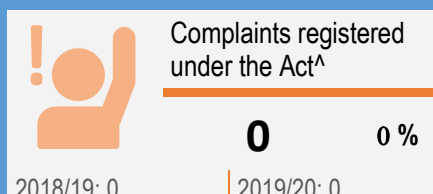
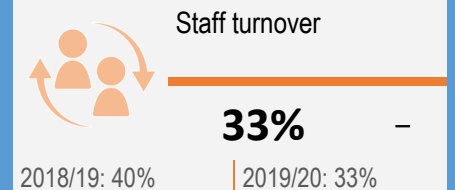
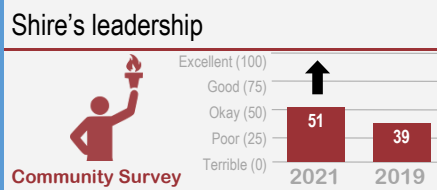
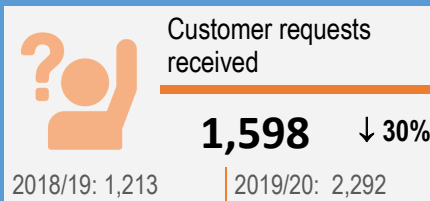
4 Completed



0 Not started



4 Deferred



[^] The Local Government Act 1995 s5.121 requires the Shire's complaints officer to maintain a register of complaints which records all complaints that result in an action under the Local Government Act s5.121 (6)(b) or (c).

Goal 4.1

Effective representation through advocacy at a regional, state and national level

Partnerships and Advocacy

During the year, the Shire has been pursuing partnerships with both the private and public sectors in many areas, including indigenous business development. On 2 May 2021, the Shire and MG Corporation signed a Memorandum of Understanding (MoU). The MoU is that both parties agree to collaborate to put in place structures and systems to enhance sustainable jobs outcomes for Indigenous Australians and develop and nurture indigenous business outcomes in the region.

The Shire is aware that there are over \$3 billion in value of projects in the region, at various stages of planning and development. This puts considerable pressure on our critical enabling infrastructure and liveability. The region is experiencing considerable pressures in areas such as child care and affordable workers' housing.

The Shire submitted applications for funding under the Building Better Regions Fund (BBRF) for:

- Upgrades to three taxiways and existing aprons, as well as the construction of a new apron at the East Kimberley Regional Airport (EKRA). Although we have Boeing B737 aircraft servicing the Perth to Kununurra route, these aircraft are operating under considerable pavement concessions. This means these aircraft are unable to operate under maximum load capacity until the runway length is increased and the pavements are upgraded; and
- Upgrades of the Leisure and Aquatic Centre. The

State Government provided the Shire with around \$3M in funding for the construction of a water playground and \$6M for a new swimming pool. The Shire's contribution to the construction of a new swimming pool is around \$3M.

Even if the Shire is unsuccessful in obtaining the BBRF funding for the Leisure and Aquatic Centre project, the Shire will construct the water playground and the new swimming pool.

The Shire continues to work with all potential partners and State and Federal governments to advance infrastructure delivery in key areas including, but not limited to, improvements to our road network, air and land side developments at the EKRA, improvements to infrastructure in Wyndham (including at the Port of Wyndham) and digital connectivity in Kununurra and Wyndham.

Goal 4.2

Good decision making through engagement with the community

Council representation on external committees

The Council actively represented the community and provided input to decisions affecting the Shire through membership of the following committees not administered by the Shire:

- WALGA Kimberley Zone / Regional Collaborative Group
- Kununurra and Wyndham Alcohol Accord
- Kimberley Regional Road Group
- Kununurra Community and School Library Committee
- Kununurra Visitor Centre
- East Kimberley Marketing Group



Hon Mark McGowan BA LLB MLA Premier; Treasurer; Minister for Public Sector Management; Federal-State Relations visit to the East Kimberley

4 Civic Leadership

Good decision making through engagement with the community

- SWEK Roadwise Committee
- East Kimberley Air Access Coordination Group

Community Engagement

The Shire uses a range of engagement methods to inform decision-making on major projects, issues and policies to obtain feedback from the community.

The views, skills, knowledge and experience of community are valued by Council. This community resource can be used to improve Council's outcomes.

During the year the Shire conducted three major community engagement projects which are listed below:

Community Scorecard Survey

The Community Scorecard Survey was undertaken during the year with a copy of the scorecard being sent to the 1,200 PO Boxes in the Shire. In total, 338 residents submitted a response. This represents an approximated participation rate of 8.3% of households, which is slightly less than in 2019 but still considered a good level of response to a scorecard survey.

The scorecard captured the community's top eight priorities. Those priorities are:

- Maintenance of sealed roads
- Playgrounds, parks and reserves
- Community safety and crime prevention
- How Kununurra town centre is being developed
- Services and facilities for youth
- Services and facilities for families and children
- Sport and recreation facilities and services
- Access to housing that meets your needs

The results have been used for the preparation of the 2021/22 Budget and the Corporate Business Plan. The scorecard will also inform the next review of the Strategic Community Plan, which is proposed for 2022.



2021 Corporate Business Plan

The community were invited to comment on and help influence the development of the 5 year Corporate Business Plan (CBP) covering 2021/22 to 2025/26. The Shire held open house events in Kununurra and

Wyndham on various days including weekends and evenings. A project page was also created to allow online submissions.



Wyndham Town Centre Place-Making and revitalisation

The Shire held follow up engagements in Wyndham to finalise community input into the project. This was then implemented by a community tree planting event around the Big Croc Park, Three Mile.



Communications Marketing and Media

In 2020/21, the Shire had focused on two major areas, branding and digital communication.

The Shire developed its brand image through a more professional and modern graphic design in both its internal and external documents, as well as the information distributed to the public.

The Shire has also developed its digital communication further, particularly through social media engagement. Paid advertisement via social media was introduced to ensure important information reaches the target audience. The Shire has also taken on a full page advertisement within the Kimberley Echo newspaper to ensure the community does not miss the news.

Strategic Community Plan

There were no changes to the Shire's Strategic Community Plan. A full review is scheduled for 2022.



GOVERNANCE

Corporate Business Plan

During the year the Shire reviewed the Corporate Business Plan that sets out the projects and services the Shire will deliver over a five year period to achieve the outcomes identified in the Strategic Community Plan. The review considered the feedback received from the 2021 community scorecard survey and to reflect any new opportunities and challenges that have been identified. The revised CBP includes a project on a page summary for the Shire's strategic projects.

Goal 4.3

Ensure a strong and progressive organisation delivering customer focused services

Customer services

The Shire operates Customer Service Centres in Kununurra and Wyndham. During 2020/21 there were some disruptions to the Customer Service team due to long-serving officers taking leave and leaving the organisation. Difficulties in recruiting experienced customer services staff highlighted the vital role that customer services plays as the first point of contact with the community and the need to ensure that this function is appropriately resourced and that a focus needs to be on continuous improvement.

Ongoing professional training and skills development along with better supporting technology will further enhance the abilities of our customer service team and enable them to continue the delivery of high levels of customer service and administrative support.

The Shire's Customer Service Centres continue to be an important initial point of contact for the community in providing information regarding the COVID-19 State of Emergency. This includes referring travellers to the relevant government agencies in relation to isolation requirements.

Information Management

The Shire's Records Department has had a challenging year due to staffing issues. A new Records Officer joined in October 2020 and considerable effort and resources have been invested to train our new Records Officer and make sure that the function continues to support the operations of the Shire.

Staffing issues have unfortunately had an impact on transition of our record keeping methods to a digital

model with limited progress during the year. The transition to digitisation of the Shire's record keeping processes will be a major focus in 2021/22.

Information Communication Technology (ICT)

The Shire's ICT team has had another busy, productive and successful year even though there were staffing challenges during the year that had considerable impact on resource availability.

In November 2020, the Council adopted a new ICT Strategy and delivery roadmap for the Shire which focuses on a number of key projects to deliver significant change and move the Shire's capabilities further along the digital journey. With a strong focus on continuous improvement of service delivery and service availability, the proposed roadmap will see the transition to cloud based applications and services that will simplify the ongoing IT operations and further reduce the dependence on local resources that are often difficult to obtain or retain.

The ICT team, in conjunction with the wider administrative team, has also commenced a review into the suitability of the existing enterprise resource planning (ERP) solution to support the many functions and services delivered by the Shire. This has involved collaboration with internal stakeholders as well as other Local Government authorities to gain an understanding of the strengths and weaknesses of the existing solution and the opportunities for process and service delivery improvements available through the use of other ERP systems.

The 2020/21 period also saw the completion of the Shire's new telephony system that amalgamated all of the Shire's communications onto a single application. The result is a far more stable communications platform that has improved both service delivery whilst simultaneously reducing the cost associated with the provision of telephony services.

During this period, the ICT team also delivered the migration of the Kununurra Leisure Centre (KLC) onto the Shire's central network. This has enabled much better service availability and support for the KLC.

Property management

The Shire provides and maintains housing to attract and retain staff. Maintenance was undertaken to ensure that Shire houses retain their value and a consistent level of service is met across all of Shire properties.

The Shire continues to invest in our commercial

4 Civic Leadership

Ensure a strong and progressive organisation delivering customer focused services

properties by means of proactive maintenance works. The Shire performed substantial drainage works to the western boundary of the Ewin Early Learning Centre protecting the property during times of heavy rainfall. The Shire also ensured additional security measures were employed at the Wyndham Childcare Centre with \$16,100 being spent to install security screens and upgrade doors on all openings to the building.

Organisational Structure

The organisational structure was reviewed as part of the CEO KPI's for the financial year. A number of improvements suggested in the review will be implemented during the 2021/22 financial year. A significant recommendation was that the East Kimberley Regional Airport should be governed by a committee of Council overseeing the airport operations.

The Shire also evaluated whether it receives value for money from the delivery of its services by officers, and whether it is advantageous to make use of external contractors to outsource where there is an economic benefit to the community. Similarly, the Shire also evaluates options for self-performing tasks where there is potential for greater value for money than from external contractors. This review process will continue into the 2021/22 financial year.

Our People

Shire employees are the Shire's most valuable resource. They are the primary means by which organisational goals are met and the Shire has made a commitment to manage, improve and develop staff resources efficiently and effectively.

Employee turnover rate

During the 2020/21 financial years the Shire had 32 employees join the Shire; and 31 employees leave the Shire. The turnover rate for the financial year was 33%. This is the same staff turnover rate as reported in the 2019/20 financial year.


Employees	2020/21	2019/20	2018/19
FTE (Full Time Equivalent)	90	98.7	99
Full time staff employed	82	74	94
Total number of staff	106	99	108

Recognising exemplary service

During the year, the Shire celebrated the service

achievements for the following Shire Officers:

- Tammy McCoy – 25 years of service
- Sharon McLachlan – 20 years of service



Equity and Diversity

The Shire is committed to providing a workplace where all staff and volunteers are valued and respected. This means that the Shire will continually review its culture and procedures to ensure everyone feels safe.

During the year, the Shire completed an Equal Employment Opportunity (EEO) Survey. The table below is reflective of statistics submitted to the Director of Equal Opportunity in Public Employment in March 2021 and is representative of the staff based on relevant EEO data supplied.

Statistics relating to whether a staff member identifies as Aboriginal or being from a cultural and linguistic background are derived from completed surveys only. It is important to consider this on occasions whereby the percentage of staff that have completed and returned the EEO survey is less than 100%.

Diversity Profile	Outdoor Workforce	Indoor Workforce
Employee count	21	85
Identify as female	10%	55%
Identify as male	90%	45%
Identify as Aboriginal	19%	5%
People with disability	-	-
People with culturally and linguistically diverse background	10%	13%
Aged 24 years and under	-	12%
Aged 45 years and over	52%	49%
EEO survey participation	86%	80%



GOVERNANCE

Safety and Wellbeing

The Shire has made a commitment to provide employees with a safe working environment.

Occupational Safety and Health Representatives on the Shire's Safety Team include both Management and Area Representatives covering all workplaces within both Kununurra and Wyndham.

Health and wellbeing

A variety of health and wellbeing initiatives are available to all employees through our Health and Wellbeing Program. These included 31 Flu vaccinations and 41 skin checks. From the 41 skin checks conducted, none required referrals.

Goal 4.4

Sustainably maintain the Shire's financial viability

Asset Management

Asset Management Plan review

Shire staff have been progressing collection on 22 different asset groups, into condition and replacement cost. This has been a three year process which now requires reporting of these asset groups to Council over the next 12 month period, so that consideration can be given to the development of a sustainable long term financial plan. Primarily, this will be focused on development of high use areas, and sustainability and level of service considerations given to low use assets.

Data will be used to develop an Asset Management Strategy, and Asset Management Plan. Information will be developed to integrate whole of life costs into new projects, in order to make informed forward financial decisions.

Rates

The Shire needs a certain quantum of funds to deliver the services that it is legislatively required to deliver and to ensure that the assets it owns are maintained in such a manner that they can continue to provide services for the community into the future. Rates are an important source of revenue for the Shire, making up approximately 45% of operational funding for the 2020/21 financial year with the remainder of funding coming from alternative sources including fees and charges and grants.

There is a perception by some in the community that Shire rates are unreasonably high and that they should

be reduced in line with changes to values in the property market despite the cost of delivering local government services remaining the same.

There are many reasons why rates in the Shire are high relative to larger Councils in the south of the state. The first consideration is the very small rates base the Shire has. The Shire has 2,785 rateable properties. This is important when considering the cost of providing services as the Shire does not have the benefit of economies of scale. This is particularly relevant when considering the burden of maintaining the infrastructure and facilities to provide the services required for the community. The Shire has an asset base valued at approximately \$285 million and rates revenue of approximately \$10.4 million. This equates to an amount equal to 3.65% of the value of the assets to be maintained being raised from rates. By comparison, the City of Perth has an asset base of \$1,140 million and rates revenue of \$92.5 million which equates to 8.1% of the value of assets to be maintained.

As the Shire deals with ratepayers and taxpayers funding it has to implement and abide by transparent processes such as procurement and recruitment. These processes have a cost attached to them that private enterprise does not necessarily have to bear. The Shire's remote location also impacts the cost of doing business. The Regional Price Index and the Local Government Cost Index are two guides used to provide an indication of the additional costs for local government which indicate up to a 20% loading needs to be applied to the cost of acquiring services. In addition to this, local experience suggests that a Kimberley loading of up to 70% needs to be applied when determining pricing.

The Shire has a financial strategy in its Long Term Financial Plan to be a low rating Council. While 0% increases are desirable from the perspective of the ratepayer, they are not financially sustainable in the long term unless there are significant increases in the rates base or further operational efficiencies are found. With respect to rates varying with property revaluations, due to the Shire's very small rates base, a change in economic conditions can bring about volatile swings in property values as has been seen in the past. It is not good practice to either increase rates dramatically when property prices increase or vice versa. Good practice is to increase the yield from rates each year by the desired increment by adjusting the rate in the dollar as required.

4 Civic Leadership

Sustainably maintain the Shire's financial viability

Grant funding

During the year, the Shire worked to secure the maximum grant funding available. Some grant funding the Shire receives is regular and Shire officers do not have to make an application for it. Other grant funding is on application where the Shire competes for funding against other organisations. Not all funding applications are successful. The Shire receives grant funding from the Federal Government, State Government of Western Australia and other statutory authorities set up under State Legislation. Some of the Federal grant income is routed via the State Government such as the Financial Assistance Grants and Disaster Recovery Funding Arrangements Western Australia (DRFAWA).

The Federal Government provided support to the Shire in 2020/21 through:

- Financial Assistance Grants
- Roads to Recovery Grants
- Local Roads and Community Infrastructure Program
- Aboriginal Access Roads Grants
- Disaster Recovery Funding
- Regional Airports Security Screening Fund
- Regional Airports Upgrade Program

Total funding received from the Federal Government in 2020/21 was \$6,298,976.

The State Government of Western Australia provided support to the Shire by way of grant funding including through the following schemes:

- Regional Road Group Funding (Main Roads)
- Aboriginal Access Roads Grants
- State Local Road Black Spot Grant
- WA Bicycle Network Grant
- Lotterywest

Total funding received from the State Government in 2020/21 was \$2,630,654

Other grant funding of \$220,669 provided support to the Shire through:

- Children's Book Council of Australia
- East Kimberley Job Pathways Recreation Grant
- All Western Australians Reducing Emergencies (AWARE) Program
- Kimberley Development Commission

Total grant funding of \$9,363,409 was recognised in the financials for 2020/21, consisting of operating grants of \$4,369,651 and non operating (capital) grants of \$4,993,758. This does not include \$1,651,111 of capital grants received for works not completed by the Shire in 2020/21.



Financial Overview and Summary

During 2020/21 the Shire continued to deliver services and programs to the community through its 11 program areas. The focus continued to be on the economic development of the Shire with resources aligned to this area.

Operating revenue for the 2020/21 financial year was \$23.1 million and operating expenses were \$26.2 million resulting in an operating deficit of \$3.1 million. This was against a budgeted deficit of \$6.1 million. The improvement in the operating result compared to the budget was mainly due to grants received in advance of approximately \$2 million and higher than budgeted fees and charges revenue from the East Kimberley Regional Airport of approximately \$1.2 million.

The Shire owns and maintains approximately \$285 million worth of property, plant and infrastructure and re-values its assets to 'fair value' on a rotational basis. The full impact of depreciation has been brought to account in the financial report resulting in a depreciation expense of \$7.06 million. The recorded amount of depreciation is regarded as sufficient provision for the renewal and replacement of assets when they fall due. No revaluation of property, plant and infrastructure assets took place during the



GOVERNANCE

2020/21 financial year.

Capital works valued at \$6.12 million were completed during the year and the Shire's internal (cash) reserves (funds for specific purposes) were valued at \$15.3 million at 30 June 2021.

Financial Ratios

Under Western Australian legislation, local governments are required to report on seven financial ratios. For each ratio, a standard has been set as a benchmark for Councils to achieve. The ratios provide a measure of the financial sustainability of local governments and are reported across Australia.

Operating deficit/surplus

The Operating Surplus Ratio is a measure of a local government's ability to cover its operational costs and have revenues available for capital funding or other purposes. The State Governments' Integrated Planning and Reporting (IPR) Advisory Standard, published in 2016, requires the Shire to have an Operating Surplus Ratio greater than 0%.


In 2020/21 the Shire recorded an unadjusted ratio of -0.17, compared to a ratio of -0.21 and -0.14 in the previous two years. The Shire considers that for these ratios to be meaningful the calculation needs to include adjustments relating to variations in the timing of receipt of the Financial Assistance Grants as well as adjustments for the one off write-off of assets that have been renewed, however the directive from the WA Office of the Auditor General for the calculation of this ratio is not to include or report on adjusted ratios in the financial report.

Liquidity Ratios

The Current Ratio is a modified commercial ratio designed to focus on the liquidity position of a local government that has arisen from the past year's transactions. The benchmark for the Current Ratio is met if this ratio is 1:1 or greater. The Shire's unrestricted Current Ratio, which is a measure of our capacity to satisfy short-term obligations, is 1.82:1 for 2020/21. It should be noted that this ratio is a picture at one point in time and is measured at the stage when the Shire's cash position is at its lowest ebb during the financial year.

The Debt Service Cover Ratio is the measurement of a local government's ability to repay its debt. The higher the ratio is, the easier it is for a local government to obtain a loan. The Shire's debt management is


Financial Ratios

Operating Surplus Ratio **-0.17** 

Standard: ≥ 0.01

A measure of the Shire's ability to cover its operational costs and have money left for capital projects and other purposes.


2018/19: -0.14  | 2019/20: -0.21 

Current Ratio **1.82** 

Standard: ≥ 1.00

A measure of the Shire's ability to meet short-term financial obligations with funds it can access quickly


2018/19: 1.79  | 2019/20: 1.38 

Debt Service Cover Ratio **5.09** 

Standard: ≥ 2.00

A measure of the Shire's ability to repay its debt based on how much cash it can access compared its debt obligations.

2018/19: 3.35  | 2019/20: 3.00 

Own Revenue Coverage Ratio **0.69** 

Standard: ≥ 0.40

A measure of the Shire's ability to cover its operating costs through revenue it generates itself.

2018/19: 0.73  | 2019/20: 0.68 

Asset Sustainability Ratio **0.55** 

Standard: ≥ 0.90

A measure of the extent to which Shire assets are being replaced as they reach the end of their useful lives.


2018/19: 0.33  | 2019/20: 0.93 

Asset Consumption Ratio **0.78** 

Standard: ≥ 0.50

A measure of the condition of physical assets, by comparing their age with their replacement cost.

2018/19: 0.65  | 2019/20: 0.79 

Asset Renewal Ratio **Not Reported** 

Standard: ≥ 0.75

A measure of the Shire's ability to fund asset renewal and replacements in the future.

2018/19: 0.96  | 2019/20: 1.08 

4 Civic Leadership

Sustainably maintain the Shire's financial viability

significantly above the standard which has been set at 2 or greater. The Debt Service Cover Ratio achieved for 2020/21 was 5.09 against a benchmark of 2 or greater. This means the Shire's operating surplus before interest and depreciation (cash surplus) covers interest costs 5 times. The Shire's Own Source Revenue Coverage Ratio for 2020/21 was 0.69 which is within the desired standard range of between 0.4 and 0.9. This means the Shire's own source revenue is able to cover 69% of its operating expenditure.

Asset Sustainability Ratio's

The Asset Sustainability Ratio (ASR) is a measure of the extent to which Shire assets are being replaced as they reach the end of their useful lives. In 2020/21 the Shire achieved an ASR of 0.55% against a benchmark of 90%. This ratio is affected by the level of expenditure on the construction of new and upgraded assets compared to renewal of existing assets in any given year and is best considered as an average over the longer term. The average for the last five years is 86% which is just below the benchmark of 90%. The 2020/21 ratio was impacted by a number of new assets being constructed due to additional grant funding being available. Over the longer term the Shire is ensuring that its assets are being renewed on the basis to ensure that they will provide the required level of service in future years.

The Asset Consumption Ratio (ACR) measures the extent to which depreciable assets have been consumed by comparing their written down value to

their replacement cost. In 2020/21 the Shire achieved an ACR of 93% against a benchmark of 50% or greater. This ratio is an expression of how new the Shire asset stock is on average. Shire Officers have made significant progress improving the quality of data relating to infrastructure assets. The ratio of 93% reflects the status of the Shire's assets and the importance of prioritising renewal works over new.

The Asset Renewal Funding Ratio is a measure of the ability of the Shire to fund its projected asset renewal/replacements in the future. Since 2016/17 the Shire has been able to calculate this ratio because Council adopted the Long Term Financial Plan 2017-2027 and Asset Management Plan. The Shire calculated a ratio for 2020/21 of 1.26 meaning that at present the amount of funds provided for in the Long Term Financial Plan is greater than the amount that is needed as per the Asset Management Plan. It should be noted however that the Office of the Auditor General has advised the Shire that the Asset Renewal Funding Ratio should not be reported in the 2020/21 annual financial statements as the current Asset Management Plan and Long Term Financial Plan do not include a full 10 years of data. Detailed assessments of all assets have been undertaken and the Asset Management Plan and Long Term Financial Plan are under review in the 2021/22 financial year. The revised plans will provide more accurate forward planning of capital renewal and expenditure requirements and will also allow for the Asset Renewal Funding Ratio to be reported.



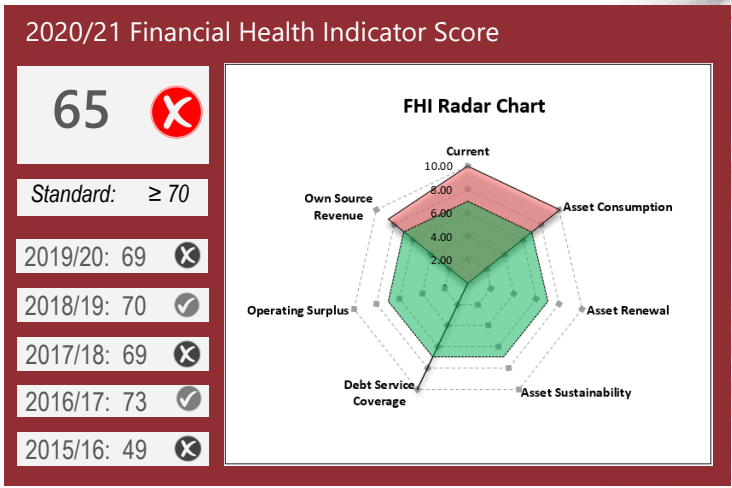


GOVERNANCE

Financial Health Indicator

The Financial Health Indicator (FHI) is a measurement of a local government’s overall financial health and is best viewed as a trend over time. The FHI is calculated from the seven financial ratios that local governments are required to calculate annually. A FHI result of 70 and above indicates sound financial health with the maximum result achievable being 100. The FHI is one factor to consider in assessing overall performance. Other factors include the range of services offered, efficiency of services delivered, and community satisfaction. A very high or low FHI may be a prompt for questions to be asked by the community about a local government’s revenue, expenses and service delivery.

The Shire’s Financial Health Indicator for 2020/21 was 65 compared to a score of 69 for 2019/20 and 70 for 2018/19. Whilst the 2020/21 FHI is below what is considered to be the minimum standard, the Shire does not consider this to be indicative of a trend as there are a number of factors that impact the calculation of the FHI including the method of calculation and the weighting applied to the different financial ratios. There are also specific circumstances impacting the FHI during 2020/21 including the impact of the construction of new assets on the Asset Sustainability Ratio, and the requirement to not report the Asset Renewal Funding Ratio which has a significant impact on the FHI. If the calculated Asset Renewal Funding Ratio of 1.26 is included the FHI for 2020/21 is 68 which is slightly below the prior year.



The Year Ahead 2021/22

Highlights for the year ahead

With defined resources there is a growing need to deliver services that meet the needs and expectations of the community while reducing pressures on rates revenue.

The Shire is focusing on the things that will make a difference to support the focus areas, goals and the associated community outcomes of the Strategic Community Plan.

East Kimberley
Regional Airport
Upgrades

(#302, #303)



Investment in
footpaths and
Shared Paths

(#215, #216)



CUSTOMER SERVICE:

Poor



Average



Excellent



Improve Customer Service

(#70)



Water Playground and 50m
pool

(#106)

Clarrie
Cassidy Oval,
Wyndham
upgrades

(#104)



CBP Action Identification (ID) number

Shire Priorities - Longer Term

Kununurra Leisure Centre Upgrades



Provide community with a fit for purpose accessible leisure facility that improves the liveability in a remote community and an escape from the wet season heat. Includes:

- Water Playground (\$3m)
- 50m Swimming Pool and new leisure pool (\$6m)
- New Storage Space
- Additional program space



PEOPLE

CBP-106 KLC—Renewal and upgrade
Kununurra Leisure Centre

Town Centre revitalisation



Development of vibrant welcoming town centres that are welcoming for residents and visitors. Includes:

- Kununurra Streetscape plans and guidelines
- Wyndham Three Mile Streetscape plans and guidelines
- Wyndham Port Streetscape plans and guidelines
- Tree planting including for baby trees
- New street furniture (Benches, bins surrounds, water fountains)



PLACE

CBP-104 Town Centre Revitalisation

Road renewal program



Undertake road renewal such as reseals to maintain a pothole free road network. 2021 saw a marked increase in the number of potholes reported by the community. This year the Shire will work to improve the organisations ability to respond to road safety concerns.



PLACE

CBP-209 Road Renewal Program

Wyndham Boat Launching Facility (WBLF)



Repair and upgrade the Wyndham Boat Launching Facility to maintain safe access to the Gulf.
Design new ramp and jetty
Seek funding



PLACE

CBP-205 Boat Ramp and Jetty Renewal Program

STATUTORY REPORTS

Regulatory Reporting Requirements

FREEDOM OF INFORMATION

In accordance with Section 96 and 97 of the *Freedom of Information Act 1992*, the Shire is required to publish an Information Statement which details the process of applying for information under the act as well as information that the Shire provides outside the Act.

Number of FOI applications made	3
Number of successful applications	3
Number of applications cancelled	0

Should you wish to obtain a copy of the *Freedom of Information Act 1992* or associated regulations please visit the State Law Publisher website at www.slp.wa.gov.au where a full copy of all State Legislation is available.

Further information about Freedom of Information can also be found on the Freedom of Information Commissioner's website <http://foi.wa.gov.au/>.

This Information Statement can be accessed through the Shire of Wyndham East Kimberley's website at www.swek.wa.gov.au.

RECORD KEEPING STATEMENT

The Shire, as a Local Government Authority, is required under the *State Records Act 2000* to provide an annual report, as outlined in the Record Keeping Plan.

The Shire continued its commitment to recordkeeping in line with legislative requirements. The Shire's current Recordkeeping Plan 2017(RKP) outlines the processes for the capture, management and disposal of records in accordance with the requirements of the *State Records Act* and is approved by the State Records Commission until 30 August 2022 by which time it is required to be formally reviewed.

The Shire is committed to ensuring we meet the requirements of the record keeping plan through ongoing review of staff capability in this field and providing information and training sessions on an ad-hoc basis as and when required. Training is conducted by internal and external sources to meet the identified training or informational requirement.

The following performance indicators have been developed to measure the efficiency and effectiveness of the Shire's recordkeeping systems:

- Reports on records with 'outstanding' status
- Regular checks on electronic copies of records entered by non-records staff
- Daily incoming and outgoing correspondence monitoring

REGISTER OF COMPLAINTS

The *Local Government Act 1995 s5.121* requires the complaints officer of the Local Government to

maintain a register of complaints which records all complaints that result in an action under the *Local Government Act s5.121 (6)(b) or (c)*.

In the financial year ending 30 June 2021 no complaints were entered into the Register of Complaints under Section 5.121 of the *Local Government Act 1995*.

The Shire maintains a separate register for misconduct complaints made against Staff in which complaints were recorded.

PUBLIC INTEREST DISCLOSURE

The *Public Interest Disclosure Act 2003* facilitates the disclosure of public interest information, and provides for the protection of those making such disclosure and those who are subject of the disclosures. The Act provides a system for the matters disclosed to be investigated and for appropriate action to be taken.

There were no Public Interest Disclosures made to the Chief Executive Officer.

DELEGATIONS REVIEW

In accordance with Section 5.46 of the *Local Government Act 1995* a review was undertaken of the Shire's Delegations Register during this period and presented to Council at the August Council Meeting.

PRIMARY AND ANNUAL RETURNS

In accordance with Section 5.75 and 5.76 of the *Local Government Act 1995* all relevant persons lodged an Annual Return by the due date of 31 August 2020 and a primary return within 3 months of their start date.

NATIONAL COMPETITION POLICY STATEMENT

The Federal and State governments have a Competition Principals Agreement in place, which is binding on local government. The Agreement requires the Shire to carry out a number of procedures and include a report on the matter in each year's Annual Report. The three areas that affect local government are:

1. **Competitive neutrality** To remove benefits (and costs) which accrue to government business as a result of their public ownership.
2. **Structural reform** Local government is required to reform the structure of publicly owned monopoly businesses where it is proposed to introduce competition.
3. **Legislation review** To review legislation that restricts competition. The full requirements of the package are contained in a statement issued by the Department of Local Government, Sport, and Cultural Industries. Competitive Neutrality

Competitive neutrality

Local Governments are required to apply the principle of competitive neutrality to all business activities

generating user-pays income. The principle of competitive neutrality is that Government businesses should not enjoy a competitive advantage, or disadvantage, simply as a result of their public sector ownership. Annual Reports must show that a public benefit test has been conducted for all significant business activities to determine if competitive neutrality is in the public interest.

Within these criteria the Shire makes the following disclosure for the reporting period with respect to Competitive Neutrality:

- The Shire does not operate a business enterprise that has been classified by the Australian Bureau of Statistics as either a Public Trading Enterprise or Public Financial Enterprise;
- The number of activities to which competitive neutrality principles have been considered but not applied in the reporting period is: One (1) – East Kimberley Regional Airport. A study into the operations of the East Kimberley Regional Airport concluded that competitive neutrality not be applied. Council will continue to monitor the benefits of applying competitive neutrality on an ongoing basis.
- During the reporting period the Shire did not receive any complaints or did not become aware of any allegations of non-compliance with the competitive neutrality principles made by a private entity against the Shire;
- The Shire continues to monitor Council Policies and Local Laws for anti-competitive practices.

Structural reform

In this area, Council has no monopoly activities.

Legislation review

Council has a portfolio of local laws (previously known as by-laws) which may or may not conflict with the Competition Principles Agreement. These local laws are reviewed to ensure compliance with the reporting requirements.

Section 3.16 of the Local Government Act 1995 requires that all of the Local Laws of Local Government must be reviewed within an eight year period after their commencement to determine if they should remain unchanged or be repealed or amended. Local laws are currently being reviewed.

ANNUAL SALARIES

The *Local Government Act 1995* requires Council to provide the number of employees who are entitled to an annual salary of \$130,000 or more and to break those employees into salary bands of \$10,000. For the period under review, the Shire had 8 employees whose salary exceeded \$130,000.

Remuneration has the meaning given in the Salaries and Allowances Act 1975 section 4(1) and includes salary, allowances, fees, emoluments and benefits (whether in money or not).

The remuneration of the Chief Executive Officer was

\$298,603 in 2020-2021.

Salary Range	2020/21	2019/20
\$130,000 and \$139,999	3	2
\$140,000 and \$149,999	0	1
\$150,000 and \$159,999	0	0
\$160,000 and \$169,999	1	1
\$170,000 and \$179,999	0	0
\$180,000 and \$189,999	0	2
\$190,000 and \$199,999	0	0
\$200,000 and \$209,999	1	0
\$210,000 and \$219,999	1	2
\$220,000 and \$229,999	1	1
\$250,000 and \$259,999	1	0
Total employees over \$130,000	8	9

DISABILITY ACCESS AND INCLUSION PLAN

The [Disability Services Act 1993](#) was amended in December 2004, requiring for the Shire to:

- maintain a Disability Access and Inclusion Plan
- address seven specific outcome areas within the plan
- report to annually on progress against actions within the plan

The Shire's Disability Access and Inclusion Plan is a key strategic document, outlining the Shire's approach to working towards a more accessible and inclusive community. While it is a statutory requirement for the Shire to maintain and implement a DAIP, direct community benefits also result from the Shire's commitment to access and inclusion.

The table below indicates the outcome areas where strategies/initiatives were planned, as well as the strategies/ initiatives completed.

Outcome Area	2020-21		2021-22
	Initiatives planned	Initiatives Completed	Initiatives planned
1 Services and Events	7	5	7
2 Buildings & facilities	2	1	2
3 Information	4	1	4
4 Services	3	1	3
5 Complaints	2	1	2
6 Consultation	3	2	3
7 Employment	8	4	8
Total actions	29	15	29

ELECTED MEMBERS COUNCILLOR TRAINING

Councillor training

Councillor Training completed during the year	
T Chafer	Meeting Procedures and Debating
J Farquhar	Understanding Local Government; Serving on Council; conflicts of Interest ; Meeting Procedures
M McKittrick	Conflict of Interest; Understanding Local Government

Council gender

Male	4
Female	5
Indeterminate	-

Council age profile

Age bracket	Councillors
Between 18 years and 24 years	0
Between 25 years and 34 years	0
Between 35 years and 44 years	1
Between 45 years and 54 years	3
Between 55 years and 64 years	3
Over the age of 64 years	2

ATSI Council Members

No council members identify as Aboriginal or Torres Strait Islander (ATSI).

COUNCIL MEETINGS HELD

In 2020/21, 11 Ordinary Council Meetings, 5 Special Council Meeting, 1 CEO Evaluation Committee Meeting, 4 Audit (Risk and Finance) Committee Meetings and 1 Annual Electors' Meeting were held.

COUNCIL COMMITTEES

Council operated one Committee of Council during the year. The Audit (Finance and Risk) Committee which has been delegated by the Council to meet annually with the Shire of Wyndham East Kimberley's auditors.

Audit (Finance and Risk) Committee

Each local government is required to have an Audit Committee to exercise the powers and discharge the duties conferred on it. The Council's Audit (Finance and Risk) Committee's Terms of Reference as endorsed by the Council outlines the duties and responsibilities of the Committee. In addition to this legislated purpose, the Audit (Finance and Risk) Committee provides guidance and assistance to the Council in relation to:

- Financial Management
- Risk Management
- Internal Controls
- Legislative Compliance

- Internal and external audit planning and reporting.

Other Committees:

Shire Councillors were also appointed to committees that have no standing delegations and decision making authority. Their meetings are therefore closed to the public.

CEO Review and Selection Panel

The CEO is employed by the Council and the performance of the CEO is to be reviewed at least once in relation to every year of employment. One CEO review panel was held during the year for Carl Askew. A Selection Panel of all Councillors was established for the recruitment of new Shire CEO which involved an independent consultant, resulting in the appointment of Vernon Lawrence.

COUNCILLOR MEETING ATTENDANCE

The following table details the number of council, committee and other meetings attended by each council member during the financial year.

The table also summarises Council member remuneration during the financial year. A breakdown of elected member remuneration can be found in the Audited Annual Financial Report under section 21.

Elected Member	Briefing Sessions (10)	Ordinary Council Meeting (11)	Special Council (5)	Audit Committee (4)	Total Attendance	Sitting Fees, & allowances
D Menzel President	9	11	2	2	24	\$68,545
T Chafer Deputy President	10	10	1	4	25	\$29,696
N Brook	10	11	2		23	\$18,611
M Dear	10	10	2		22	\$18,611
J Farquhar	10	11	2	2	25	\$18,611
G Lodge	10	11	1	3	24	\$18,611
M McKittrick	9	9	2		20	\$18,611
D Pearce	10	10	2		22	\$18,611
A Petherick	7	9(*1)	1		17	\$18,611

* LoA = Approved Leave of Absence

\$228,518

Annual Report

July 2020 to June 2021

Audited Annual Financial Report

For the year ended 30th June 2021



SHIRE OF WYNDHAM-EAST KIMBERLEY
FINANCIAL REPORT
FOR THE YEAR ENDED 30 JUNE 2021

TABLE OF CONTENTS

Statement by Chief Executive Officer	2
Statement of Comprehensive Income by Nature or Type	3
Statement of Comprehensive Income by Program	4
Statement of Financial Position	5
Statement of Changes in Equity	6
Statement of Cash Flows	7
Rate Setting Statement	8
Index of Notes to the Financial Report	9
Independent Auditor's Report	54

COMMUNITY VISION

To be a thriving community with opportunities for all.

Principal place of business:
20 Coolibah Drive
Kununurra, 6743, WA

**SHIRE OF WYNDHAM-EAST KIMBERLEY
FINANCIAL REPORT
FOR THE YEAR ENDED 30 JUNE 2021**

*Local Government Act 1995
Local Government (Financial Management) Regulations 1996*

STATEMENT BY CHIEF EXECUTIVE OFFICER

The attached financial report of the Shire of Wyndham-East Kimberley for the financial year ended 30 June 2021 is based on proper accounts and records to present fairly the financial position of the Shire of Wyndham-East Kimberley at 30 June 2021 and the results of the operations for the financial year then ended in accordance with the Local Government Act 1995 and, to the extent that they are not inconsistent with the Act, the Australian Accounting Standards.

Signed on the **16th** day of **FEBRUARY** 2022



Chief Executive Officer

Vernon Lawrence

Name of Chief Executive Officer



SHIRE OF WYNDHAM-EAST KIMBERLEY
STATEMENT OF COMPREHENSIVE INCOME
BY NATURE OR TYPE
FOR THE YEAR ENDED 30 JUNE 2021

	NOTE	2021 Actual \$	2021 Budget \$	2020 Actual \$
Revenue				
Rates	23(a)	10,441,524	10,425,101	10,430,632
Operating grants, subsidies and contributions	2(a)	4,497,416	2,114,625	4,373,482
Fees and charges	2(a)	7,350,430	6,021,080	7,254,346
Interest earnings	2(a)	333,991	377,155	521,305
Other revenue	2(a)	511,624	387,425	452,955
		23,134,985	19,325,386	23,032,720
Expenses				
Employee costs		(10,539,953)	(10,591,444)	(11,719,153)
Materials and contracts		(5,059,003)	(5,420,591)	(5,211,265)
Utility charges		(1,226,445)	(1,245,350)	(1,147,933)
Depreciation on non-current assets	11(b)	(7,059,927)	(6,180,879)	(6,408,369)
Interest expenses	2(b)	(100,997)	(89,088)	(134,333)
Insurance expenses		(430,221)	(468,200)	(435,874)
Other expenditure		(1,843,792)	(1,440,909)	(1,575,710)
		(26,260,338)	(25,436,461)	(26,632,637)
		(3,125,353)	(6,111,075)	(3,599,917)
Non-operating grants, subsidies and contributions	2(a)	4,993,758	8,956,548	2,312,700
Profit on asset disposals	11(a)	2,773	0	29,206
(Loss) on asset disposals	11(a)	(25,438)	(53,104)	(227,152)
		4,971,093	8,903,444	2,114,754
Net result for the period		1,845,740	2,792,369	(1,485,163)
Other comprehensive income				
<i>Items that will not be reclassified subsequently to profit or loss</i>				
Changes in asset revaluation surplus	12	623,627	0	0
Loss on financial assets at fair value through other comprehensive income		(1,276)	0	0
Total other comprehensive income for the period		622,351	0	0
Total comprehensive income for the period		2,468,091	2,792,369	(1,485,163)


This statement is to be read in conjunction with the accompanying notes.



SHIRE OF WYNDHAM-EAST KIMBERLEY
STATEMENT OF COMPREHENSIVE INCOME
BY PROGRAM
FOR THE YEAR ENDED 30 JUNE 2021

	NOTE	2021 Actual \$	2021 Budget \$	2020 Actual \$
Revenue				
Governance	2(a)	311,616	21,500	18,357
General purpose funding		14,635,203	12,485,101	14,835,408
Law, order, public safety		452,011	429,925	439,137
Health		69,982	71,500	74,674
Education and welfare		20,147	11,500	11,526
Housing		139,353	124,820	113,100
Community amenities		2,853,587	2,811,115	3,041,840
Recreation and culture		534,907	447,255	546,367
Transport		3,966,241	2,828,170	3,764,272
Economic services		117,754	59,500	84,926
Other property and services		34,184	35,000	103,113
		23,134,985	19,325,386	23,032,720
Expenses				
Governance	2(b)	(634,319)	(467,437)	(1,142,757)
General purpose funding		(220,066)	(456,477)	(91,255)
Law, order, public safety		(1,172,330)	(1,127,897)	(1,164,307)
Health		(256,885)	(277,926)	(322,960)
Education and welfare		(153,554)	(129,951)	(184,675)
Housing		(328,243)	(351,007)	(289,847)
Community amenities		(5,496,424)	(4,468,472)	(4,988,168)
Recreation and culture		(5,465,963)	(5,965,177)	(5,956,033)
Transport		(10,839,486)	(10,630,319)	(10,633,217)
Economic services		(1,047,969)	(952,628)	(866,711)
Other property and services		(544,102)	(520,083)	(858,374)
		(26,159,341)	(25,347,374)	(26,498,304)
Finance Costs				
Governance	2(b)	(55,151)	(47,853)	(76,104)
Education and welfare		0	0	(493)
Housing		0	0	(482)
Community amenities		(37,067)	(33,883)	(46,221)
Recreation and culture		(2,552)	(2,158)	(3,662)
Transport		(6,227)	(5,194)	(7,371)
		(100,997)	(89,088)	(134,333)
		(3,125,353)	(6,111,075)	(3,599,917)
Non-operating grants, subsidies and contributions	2(a)	4,993,758	8,956,548	2,312,700
Profit on disposal of assets	11(a)	2,773	0	29,206
(Loss) on disposal of assets	11(a)	(25,438)	(53,104)	(227,152)
		4,971,093	8,903,444	2,114,754
Net result for the period		1,845,740	2,792,369	(1,485,163)
Other comprehensive income				
<i>Items that will not be reclassified subsequently to profit or loss</i>				
Changes in asset revaluation surplus	12	623,627	0	0
Loss on financial assets at fair value through other comprehensive income		(1,276)	0	0
Total other comprehensive income for the period		622,351	0	0
Total comprehensive income for the period		2,468,091	2,792,369	(1,485,163)

This statement is to be read in conjunction with the accompanying notes.



SHIRE OF WYNDHAM-EAST KIMBERLEY
STATEMENT OF FINANCIAL POSITION
AS AT 30 JUNE 2021

	NOTE	2021 \$	2020 \$
CURRENT ASSETS			
Cash and cash equivalents	3	10,689,564	2,392,837
Trade and other receivables	6	2,512,090	1,936,787
Other financial assets	5(a)	10,312,150	15,171,146
Inventories	7	6,789	10,522
Other assets	8	187,625	933,531
TOTAL CURRENT ASSETS		23,708,218	20,444,823
NON-CURRENT ASSETS			
Trade and other receivables	6	38,987	35,922
Other financial assets	5(b)	11,565	23,491
Inventories	7	46,283	46,283
Property, plant and equipment	9	49,389,274	50,047,233
Infrastructure	10	235,775,078	234,945,847
TOTAL NON-CURRENT ASSETS		285,261,187	285,098,776
TOTAL ASSETS		308,969,405	305,543,599
CURRENT LIABILITIES			
Trade and other payables	13	2,055,519	1,587,100
Contract liabilities	14	2,211,154	2,268,701
Borrowings	15(a)	712,854	687,426
Employee related provisions	16	1,832,594	1,602,945
TOTAL CURRENT LIABILITIES		6,812,121	6,146,172
NON-CURRENT LIABILITIES			
Borrowings	15(a)	1,198,563	1,911,418
Employee related provisions	16	145,422	198,076
Other provisions	17	4,426,396	3,369,121
TOTAL NON-CURRENT LIABILITIES		5,770,381	5,478,615
TOTAL LIABILITIES		12,582,502	11,624,787
NET ASSETS		296,386,903	293,918,812
EQUITY			
Retained surplus		98,949,637	97,200,298
Reserves - cash/financial asset backed	4	15,433,939	15,337,538
Revaluation surplus	12	182,003,327	181,380,976
TOTAL EQUITY		296,386,903	293,918,812

This statement is to be read in conjunction with the accompanying notes.



**SHIRE OF WYNDHAM-EAST KIMBERLEY
STATEMENT OF CHANGES IN EQUITY
FOR THE YEAR ENDED 30 JUNE 2021**

		RESERVES CASH/FINANCIAL		
	NOTE	RETAINED SURPLUS	ASSET BACKED	REVALUATION SURPLUS
		\$	\$	\$
				TOTAL EQUITY
		\$	\$	\$
Balance as at 1 July 2019		98,441,581	15,581,418	181,380,976
Comprehensive income				
Net result for the period		(1,485,163)	0	0
Total comprehensive income		(1,485,163)	0	0
Transfers from reserves	4	4,178,897	(4,178,897)	0
Transfers to reserves	4	(3,935,017)	3,935,017	0
Balance as at 30 June 2020		97,200,298	15,337,538	181,380,976
Comprehensive income				
Net result for the period		1,845,740	0	0
Other comprehensive income	12	0	0	622,351
Total comprehensive income		1,845,740	0	622,351
Transfers to reserves	4	(96,401)	96,401	0
Balance as at 30 June 2021		98,949,637	15,433,939	182,003,327

This statement is to be read in conjunction with the accompanying notes.

SHIRE OF WYNDHAM-EAST KIMBERLEY
STATEMENT OF CASH FLOWS
FOR THE YEAR ENDED 30 JUNE 2021

	NOTE	2021 Actual \$	2021 Budget \$	2020 Actual \$
CASH FLOWS FROM OPERATING ACTIVITIES				
Receipts				
Rates		10,874,155	10,425,101	10,266,553
Operating grants, subsidies and contributions		3,640,278	2,114,625	5,053,909
Fees and charges		7,279,601	6,021,080	7,254,346
Interest received		333,991	377,155	521,305
Goods and services tax received		1,292,585	0	1,430,854
Other revenue		412,819	387,425	452,955
		23,833,429	19,325,386	24,979,922
Payments				
Employee costs		(10,315,761)	(10,591,444)	(11,240,641)
Materials and contracts		(4,125,382)	(5,420,591)	(5,753,302)
Utility charges		(1,226,445)	(1,245,350)	(1,147,933)
Interest expenses		(100,997)	(89,088)	(134,333)
Insurance paid		(430,221)	(468,200)	(435,874)
Goods and services tax paid		(1,141,833)	0	(1,426,983)
Other expenditure		(1,273,939)	(1,440,909)	(1,202,878)
		(18,614,578)	(19,255,582)	(21,341,944)
Net cash provided by operating activities	18	5,218,851	69,804	3,637,978
CASH FLOWS FROM INVESTING ACTIVITIES				
Payments for purchase of property, plant & equipment	9(a)	(943,231)	(1,051,293)	(946,835)
Payments for construction of infrastructure		(5,181,395)	(15,104,762)	(5,795,061)
Non-operating grants, subsidies and contributions		4,936,211	8,956,548	2,312,700
Proceeds from financial assets at amortised cost - term deposits		4,859,540	2,379,244	(1,442,572)
Proceeds from financial assets at amortised cost - self supporting loans		10,106	0	9,859
Proceeds from sale of property, plant & equipment	11(a)	84,072	50,000	111,500
Net cash provided by / used in investment activities		3,765,303	(4,770,263)	(5,750,409)
CASH FLOWS FROM FINANCING ACTIVITIES				
Repayment of borrowings	15(b)	(687,427)	(687,425)	(779,305)
Proceeds from new borrowings	15(b)	0	500,000	0
Net cash used in financing activities		(687,427)	(187,425)	(779,305)
Net increase / decrease in cash held		8,296,727	(4,887,884)	(2,891,736)
Cash at beginning of year		2,392,837	5,779,171	5,284,573
Cash and cash equivalents at the end of the year	3	10,689,564	891,286	2,392,837

This statement is to be read in conjunction with the accompanying notes.

SHIRE OF WYNDHAM-EAST KIMBERLEY
RATE SETTING STATEMENT
FOR THE YEAR ENDED 30 JUNE 2021

	NOTE	2021 Actual \$	2021 Budget \$	2020 Actual \$
OPERATING ACTIVITIES				
Net current assets at start of financial year - surplus	24 (b)	1,482,931	5,043,912	4,539,474
		1,482,931	5,043,912	4,539,474
Revenue from operating activities (excluding rates)				
Governance		311,616	21,500	18,357
General purpose funding		4,200,494	2,060,000	4,410,454
Law, order, public safety		452,011	429,925	439,137
Health		69,982	71,500	74,674
Education and welfare		20,147	11,500	11,526
Housing		139,353	124,820	113,100
Community amenities		2,853,959	2,811,115	3,041,840
Recreation and culture		534,907	447,255	546,367
Transport		3,968,642	2,828,170	3,764,272
Economic services		117,754	59,500	84,926
Other property and services		34,184	35,000	132,319
		12,703,049	8,900,285	12,636,972
Expenditure from operating activities				
Governance		(689,470)	(515,290)	(1,218,861)
General purpose funding		(220,066)	(456,477)	(91,255)
Law, order, public safety		(1,172,330)	(1,127,897)	(1,164,307)
Health		(256,885)	(277,926)	(322,960)
Education and welfare		(153,554)	(129,951)	(185,168)
Housing		(328,243)	(351,007)	(290,329)
Community amenities		(5,533,491)	(4,502,355)	(5,034,389)
Recreation and culture		(5,468,515)	(5,967,335)	(5,975,764)
Transport		(10,845,713)	(10,635,513)	(10,655,774)
Economic services		(1,047,969)	(952,628)	(866,711)
Other property and services		(569,540)	(573,187)	(1,054,271)
		(26,285,776)	(25,489,566)	(26,859,789)
Non-cash amounts excluded from operating activities	24(a)	7,495,585	6,068,117	7,611,999
Amount attributable to operating activities		(4,604,211)	(5,477,252)	(2,071,344)
INVESTING ACTIVITIES				
Non-operating grants, subsidies and contributions	2(a)	4,993,758	8,956,548	2,312,700
Proceeds from disposal of assets	11(a)	84,072	50,000	111,500
Proceeds from financial assets at amortised cost - self supporting loans		10,106	9,837	9,859
Purchase of property, plant and equipment	9(a)	(943,231)	(1,051,293)	(946,835)
Purchase and construction of infrastructure		(5,181,395)	(15,104,762)	(5,795,061)
		(1,036,690)	(7,139,670)	(4,307,837)
Amount attributable to investing activities		(1,036,690)	(7,139,670)	(4,307,837)
FINANCING ACTIVITIES				
Repayment of borrowings	15(b)	(687,427)	(687,425)	(779,305)
Proceeds from borrowings	15(b)	0	500,000	0
Transfers to reserves (restricted assets)	4	(96,401)	81,458	(3,935,017)
Transfers from reserves (restricted assets)	4	0	2,297,786	4,178,897
Amount attributable to financing activities		(783,828)	2,191,820	(535,425)
Deficit before imposition of general rates		(6,424,729)	(10,425,101)	(6,914,606)
Total amount raised from general rates	23(a)	10,434,709	10,425,101	10,424,954
Surplus after imposition of general rates	24(b)	4,009,980	0	3,510,348

This statement is to be read in conjunction with the accompanying notes.

SHIRE OF WYNDHAM-EAST KIMBERLEY
INDEX OF NOTES TO THE FINANCIAL REPORT
FOR THE YEAR ENDED 30 JUNE 2021

Note 1	Basis of Preparation	10
Note 2	Revenue and Expenses	11
Note 3	Cash and Cash Equivalents	15
Note 4	Reserves - Cash and Financial Asset Backed	16
Note 5	Other Financial Assets	18
Note 6	Trade and Other Receivables	19
Note 7	Inventories	20
Note 8	Other Assets	21
Note 9	Property, Plant and Equipment	22
Note 10	Infrastructure	24
Note 11	Fixed Assets	26
Note 12	Revaluation Surplus	29
Note 13	Trade and Other Payables	30
Note 14	Contract Liabilities	31
Note 15	Information on Borrowings	32
Note 16	Employee Related Provisions	34
Note 17	Other Provisions	35
Note 18	Notes to the Statement of Cash Flows	36
Note 19	Total Assets Classified by Function and Activity	37
Note 20	Capital Commitments	38
Note 21	Elected Members Remuneration	39
Note 22	Related Party Transactions	40
Note 23	Rating Information	41
Note 24	Rate Setting Statement Information	44
Note 25	Financial Risk Management	45
Note 26	Events occurring after the end of the Reporting Period	48
Note 27	Trust Funds	49
Note 28	Contingent Liabilities	50
Note 29	Other Significant Accounting Policies	51
Note 30	Activities/Programs	52
Note 31	Financial Ratios	53

SHIRE OF WYNDHAM-EAST KIMBERLEY
NOTES TO AND FORMING PART OF THE FINANCIAL REPORT
FOR THE YEAR ENDED 30 JUNE 2021

1. BASIS OF PREPARATION

The financial report comprises general purpose financial statements which have been prepared in accordance with Australian Accounting Standards (as they apply to local governments and not-for-profit entities) and Interpretations of the Australian Accounting Standards Board, and the *Local Government Act 1995* and accompanying regulations.

The *Local Government Act 1995* and accompanying Regulations take precedence over Australian Accounting Standards where they are inconsistent.

The *Local Government (Financial Management) Regulations 1996* specify that vested land is a right-of-use asset to be measured at cost. All right-of-use assets (other than vested improvements) under zero cost concessionary leases are measured at zero cost rather than at fair value. The exception is vested improvements on concessionary land leases such as roads, buildings or other infrastructure which continue to be reported at fair value, as opposed to the vested land which is measured at zero cost. The measurement of vested improvements at fair value is a departure from AASB 16 which would have required the Shire to measure any vested improvements at zero cost.

Accounting policies which have been adopted in the preparation of this financial report have been consistently applied unless stated otherwise. Except for cash flow and rate setting information, the financial report has been prepared on the accrual basis and is based on historical costs, modified, where applicable, by the fair value of selected non-current assets, financial assets and liabilities.

THE LOCAL GOVERNMENT REPORTING ENTITY

All funds through which the Shire controls resources to carry on its functions have been included in the financial statements forming part of this financial report.

In the process of reporting on the local government as a single unit, all transactions and balances between those funds (for example, loans and transfers between funds) have been eliminated.

All monies held in the Trust Fund are excluded from the financial statements. A separate statement of those monies appears at Note 27 to these financial statements.

INITIAL APPLICATION OF ACCOUNTING STANDARDS

During the current year, the Shire adopted all of the new and revised Australian Accounting Standards and Interpretations which were compiled, became mandatory and which were applicable to its operations.

These were:

- AASB 1059 *Service Concession Arrangements: Grantors*
- AASB 2018-7 *Amendments to Australian Accounting Standards - Definition of Materiality*

The adoption of these standards had no material impact on the financial report.

NEW ACCOUNTING STANDARDS FOR APPLICATION IN FUTURE YEARS

The following new accounting standards will have application to local government in future years:

- AASB 2020-1 *Amendments to Australian Accounting Standards - Classification of Liabilities as Current or Non-current*
- AASB 2020-3 *Amendments to Australian Accounting Standards - Annual Improvements 2018-2020 and Other Amendments*
- AASB 2021-2 *Amendments to Australian Accounting Standards - Disclosure of Accounting Policies or Definition of Accounting Estimates*

It is not expected these standards will have an impact on the financial report.

CRITICAL ACCOUNTING ESTIMATES

The preparation of a financial report in conformity with Australian Accounting Standards requires management to make judgements, estimates and assumptions that effect the application of policies and reported amounts of assets and liabilities, income and expenses.

The balances, transactions and disclosures impacted by accounting estimates are as follows:

- Trade and other receivables
- Property, Plant and Equipment
- Infrastructure
- Depreciation expense
- Contract liabilities
- Employee provisions
- Provisions

The estimates and associated assumptions are based on historical experience and various other factors that are believed to be reasonable under the circumstances; the results of which form the basis of making the judgements about carrying values of assets and liabilities that are not readily apparent from other sources. Actual results may differ from these estimates.

SHIRE OF WYNDHAM-EAST KIMBERLEY
NOTES TO AND FORMING PART OF THE FINANCIAL REPORT
FOR THE YEAR ENDED 30 JUNE 2021

2. REVENUE AND EXPENSES

REVENUE RECOGNITION POLICY

Recognition of revenue is dependant on the source of revenue and the associated terms and conditions associated with each source of revenue and recognised as follows:

Revenue Category	Nature of goods and services	When obligations typically satisfied	Payment terms	Returns/Refunds/Warranties	Determination of transaction price	Allocating transaction price	Measuring obligations for returns	Timing of revenue recognition
Rates	General rates	Over time	Payment dates adopted by council during the year	None	Adopted by council annually	When taxable event occurs	Not applicable	When rates notice is issued
Grant contracts with customers	Community events, minor facilities, research, design, planning evaluation and services	Over time	Fixed terms transfer of funds based on agreed milestones and reporting	Contract obligation if project not complete	Set by mutual agreement with the customer	Based on the progress of works to match performance obligations	Returns limited to repayment of transaction price of terms breached	Output method based on project milestones and/or completion date matched to performance obligations as inputs are shared
Grants, subsidies or contributions for the construction of non-financial assets	Construction or acquisition of recognisable non-financial assets to be controlled by the local government	Over time	Fixed terms transfer of funds based on agreed milestones and reporting	Contract obligation if project not complete	Set by mutual agreement with the funding body	Based on the progress of works to match performance obligations	Returns limited to repayment of transaction price of terms breached	Output method based on project milestones and/or completion date matched to performance obligations
Grants, subsidies or contributions with no contractual commitments	General appropriations and contributions with no reciprocal commitment	No obligations	Not applicable	Not applicable	Cash received	On receipt of funds	Not applicable	When assets are controlled
Fees and charges - licences, registrations, approvals	Building, planning, development and animal management, having the same nature as a licence regardless of naming	Single point in time	Full payment prior to issue	None	Set by State legislation or limited by legislation to the cost of provision	Based on timing of issue of the associated rights	No refunds	On payment of the licence, registration or approval
Fees and charges - waste management collections	Kerbside collection service	Over time	Payment on an annual basis in advance	None	Adopted by council annually	Apportioned equally across the collection period	Not applicable	Output method based on regular weekly and fortnightly period as proportionate to collection service
Fees and charges - waste management entry fees	Waste treatment, recycling and disposal service at disposal sites	Single point in time	Payment in advance at gate or on normal trading terms if credit provided	None	Adopted by council annually	Based on timing of entry to facility	Not applicable	On entry to facility

SHIRE OF WYNDHAM-EAST KIMBERLEY
NOTES TO AND FORMING PART OF THE FINANCIAL REPORT
FOR THE YEAR ENDED 30 JUNE 2021

2. REVENUE AND EXPENSES

(a) Revenue

Grants, subsidies and contributions are included as both operating and non-operating revenues in the Statement of Comprehensive Income:

	2021 Actual	2021 Budget	2020 Actual
	\$	\$	\$
Operating grants, subsidies and contributions			
Governance	189,565	10,000	6,875
General purpose funding	3,825,199	1,664,500	3,851,800
Law, order, public safety	53,252	39,000	44,448
Health	3,591	4,000	6,161
Community amenities	73,600	72,955	95,544
Recreation and culture	25,888	29,000	68,942
Transport	278,218	265,170	257,421
Economic services	15,214	5,000	13,512
Other property and services	32,889	25,000	28,779
	4,497,416	2,114,625	4,373,482
Non-operating grants, subsidies and contributions			
Law, order, public safety	0	0	401,607
Recreation and culture	780,168	3,000,000	186,567
Transport	4,213,590	5,956,548	1,724,526
	4,993,758	8,956,548	2,312,700
Total grants, subsidies and contributions	9,491,174	11,071,173	6,686,182
Fees and charges			
Governance	13,926	2,500	1,723
General purpose funding	35,145	19,000	32,572
Law, order, public safety	45,238	39,500	42,707
Health	66,391	67,500	68,513
Education and welfare	20,147	11,500	11,526
Housing	139,353	124,820	113,100
Community amenities	2,779,988	2,738,160	2,946,297
Recreation and culture	508,364	417,600	476,525
Transport	3,639,597	2,547,000	3,490,747
Economic services	102,281	53,500	70,636
	7,350,430	6,021,080	7,254,346

There were no changes to the amounts of fees or charges detailed in the original budget.

SIGNIFICANT ACCOUNTING POLICIES

Grants, subsidies and contributions

Operating grants, subsidies and contributions are grants, subsidies or contributions that are not non-operating in nature.

Non-operating grants, subsidies and contributions are amounts received for the acquisition or construction of recognisable non-financial assets to be controlled by the local government.

Fees and Charges

Revenue (other than service charges) from the use of facilities and charges made for local government services, sewerage rates, rentals, hire charges, fee for service, photocopying charges, licences, sale of goods or information, fines, penalties and administration fees.

SHIRE OF WYNDHAM-EAST KIMBERLEY
NOTES TO AND FORMING PART OF THE FINANCIAL REPORT
FOR THE YEAR ENDED 30 JUNE 2021

2. REVENUE AND EXPENSES (Continued)

(a) Revenue (Continued)

Contracts with customers and transfers for recognisable non-financial assets

Revenue from contracts with customers and transfers to enable the acquisition or construction of recognisable non-financial assets to be controlled by the Shire was recognised during the year for the following nature or types of goods or services:

Non-operating grants, subsidies and contributions

2021 Actual	2021 Budget	2020 Actual
\$	\$	\$
4,993,758	8,956,548	2,312,700
4,993,758	8,956,548	2,312,700
Revenue from contracts with customers and transfers to enable the acquisition or construction of recognisable non-financial assets to be controlled by the Shire is comprised of:		
Revenue from contracts with customers and transfer recognised during the year		
3,265,101	14,977,628	9,497,891
Revenue from transfers intended for acquiring or constructing recognisable non financial assets held as a liability at the start of the period		
1,728,657	0	0
4,993,758	14,977,628	9,497,891
Information about receivables, contract assets and contract liabilities from contracts with customers along with financial assets and associated liabilities arising from transfers to enable the acquisition or construction of recognisable non financial assets is:		
Grant liabilities from transfers for recognisable non financial assets		
2,211,154	0	2,668,701

Contract liabilities for contracts with customers primarily relate to grants with performance obligations received in advance, for which revenue is recognised over time as the performance obligations are met.

Information is not provided about remaining performance obligations for contracts with customers that had an original expected duration of one year or less.

Consideration from contracts with customers is included in the transaction price.

Performance obligations in relation to contract liabilities from transfers for recognisable non financial assets are satisfied as project milestones are met or completion of construction or acquisition of the asset. All associated performance obligations are expected to be met over the next 12 months.

SHIRE OF WYNDHAM-EAST KIMBERLEY
NOTES TO AND FORMING PART OF THE FINANCIAL REPORT
FOR THE YEAR ENDED 30 JUNE 2021

2. REVENUE AND EXPENSES (Continued)

(a) Revenue (Continued)

Revenue from statutory requirements

Revenue from statutory requirements was recognised during the year for the following nature or types of goods or services:

General rates
 Statutory permits and licences

Other revenue

Reimbursements and recoveries
 Other

Interest earnings

Financial assets at amortised cost - self supporting loans
 Interest on reserve funds
 Interest on instalment plans and unpaid rates (refer Note 23(c))
 Other interest earnings

	2021 Actual	2021 Budget	2020 Actual
	\$	\$	\$
General rates	10,441,524	10,425,101	10,430,632
Statutory permits and licences	103,204	0	69,155
	<u>10,544,728</u>	<u>10,425,101</u>	<u>10,499,787</u>
Reimbursements and recoveries	0	387,425	0
Other	511,624	0	452,955
	<u>511,624</u>	<u>387,425</u>	<u>452,955</u>
Financial assets at amortised cost - self supporting loans	655	768	901
Interest on reserve funds	96,386	202,500	243,546
Interest on instalment plans and unpaid rates (refer Note 23(c))	209,807	122,000	213,619
Other interest earnings	27,143	51,887	63,239
	<u>333,991</u>	<u>377,155</u>	<u>521,305</u>

SIGNIFICANT ACCOUNTING POLICIES

Interest earnings

Interest income is calculated by applying the effective interest rate to the gross carrying amount of a financial asset except for financial assets that subsequently become credit-impaired. For credit-impaired financial assets the effective interest rate is applied to the net carrying amount of the financial asset (after deduction of the loss allowance).

Interest earnings (continued)

Interest income is presented as operating income where it is earned from financial assets that are held for cash management purposes.

(b) Expenses

Auditors remuneration

- Audit of the Annual Financial Report
 - Other services

Interest expenses (finance costs)

Borrowings

Note	2021 Actual	2021 Budget	2020 Actual
	\$	\$	\$
	63,000	61,500	35,126
	0	0	3,435
	<u>63,000</u>	<u>61,500</u>	<u>38,561</u>
15(b)	100,997	89,088	134,333
	<u>100,997</u>	<u>89,088</u>	<u>134,333</u>

SHIRE OF WYNDHAM-EAST KIMBERLEY
NOTES TO AND FORMING PART OF THE FINANCIAL REPORT
FOR THE YEAR ENDED 30 JUNE 2021

3. CASH AND CASH EQUIVALENTS

NOTE	2021	2020
	\$	\$
Cash at bank and on hand	4,423,736	1,380,573
Term deposits	6,265,828	1,012,264
Total cash and cash equivalents	10,689,564	2,392,837
Restrictions		
The following classes of assets have restrictions imposed by regulations or other externally imposed requirements which limit or direct the purpose for which the resources may be used:		
- Cash and cash equivalents	5,218,201	258,804
- Financial assets at amortised cost	10,301,769	15,161,309
	15,519,970	15,420,113
The restricted assets are a result of the following specific purposes to which the assets may be used:		
Reserves - cash/financial asset backed	4	15,433,939
Bonds and deposits held	86,031	82,575
Total restricted assets	15,519,970	15,420,113

SIGNIFICANT ACCOUNTING POLICIES

Cash and cash equivalents

Cash and cash equivalents include cash on hand, cash at bank, deposits available on demand with banks and other short term highly liquid investments with original maturities of three months or less that are readily convertible to known amounts of cash and which are subject to an insignificant risk of changes in value and bank overdrafts. Bank overdrafts are reported as short term borrowings in current liabilities in the statement of financial position.

Restricted assets

Restricted asset balances are not available for general use by the local government due to externally imposed restrictions. Externally imposed restrictions are specified in an agreement, contract or legislation. This applies to reserves, unspent grants, subsidies and contributions and unspent loans that have not been fully expended in the manner specified by the contributor, legislation or loan agreement.

SHIRE OF WYNDHAM-EAST KIMBERLEY
NOTES TO AND FORMING PART OF THE FINANCIAL REPORT
FOR THE YEAR ENDED 30 JUNE 2021

4. RESERVES - CASH/FINANCIAL ASSET BACKED

	2021 Actual Opening Balance	2021 Actual Transfer to	2021 Actual Transfer (from)	2021 Actual Closing Balance	2021 Budget Opening Balance	2021 Budget Transfer to	2021 Budget Transfer (from)	2021 Budget Closing Balance	2020 Actual Opening Balance	2020 Actual Transfer to	2020 Actual Transfer (from)	Transfer to COVID 19 Response Reserve	2020 Actual Closing Balance
	\$	\$	\$	\$	\$	\$	\$	\$	\$	\$	\$		\$
(a) Waste Management Reserve	1,288,578	9,780	0	1,298,358	1,288,927	211,055	(179,144)	1,320,838	1,219,560	264,379	(195,361)	0	1,288,578
(b) Airport General Reserve	7,334,617	55,666	0	7,390,283	7,261,250	(418,529)	(1,211,871)	5,630,850	7,320,246	416,725	(402,354)	0	7,334,617
(c) Plant and Equipment Reserve	0	0	0	0	0	0	0	0	109,383	15,136	(64,948)	(59,571)	0
(d) Parking Reserve	0	0	0	0	0	0	0	0	130,847	5,813	0	(136,660)	0
(e) Non-Potable Water Reserve	0	0	0	0	0	0	0	0	17,264	358	0	(17,622)	0
(f) East Kimberley Tourism Reserve	68,799	522	0	69,321	58,715	21,824	(10,000)	70,539	101,891	39,129	(40,653)	(31,568)	68,799
(g) Foreshore Reserve	307,932	2,337	0	310,269	317,077	49,171	0	366,248	527,906	88,906	(947)	(307,933)	307,932
(h) Staff Entitlement Reserve	147,531	1,120	0	148,651	112,086	2,516	0	114,602	109,570	147,531	(109,570)	0	147,531
(i) Recreation Hardcourts Reserve	0	0	0	0	0	0	0	0	58,734	1,069	0	(59,803)	0
(j) Bio Security Reserve	0	0	0	0	0	0	0	0	269,853	4,911	0	(274,764)	0
(k) Child Care Reserve	188,737	1,432	0	190,169	196,462	15,151	(5,000)	206,613	206,311	15,275	(32,849)	0	188,737
(l) Parks Reserve	0	0	0	0	0	0	0	0	199,198	3,688	0	(202,886)	0
(m) Footpaths Reserve	100,900	766	0	101,666	0	0	0	0	244,215	4,480	(48,413)	(99,382)	100,900
(n) Goomig Farmlands Road Reserve	572,003	285	0	572,288	580,027	10,043	0	590,070	569,984	2,019	0	0	572,003
(o) Asset Management Reserve	556,079	4,220	0	560,299	0	0	0	0	587,015	12,644	(43,580)	0	556,079
(p) Contiguous Local Authority Group (CLAG) Reserve	3,562	27	0	3,589	0	0	0	0	78	5,098	(1,614)	0	3,562
(q) Unspent Grants and Loans Reserve	2,089,082	0	0	2,089,082	582,529	0	(82,640)	499,889	1,623,785	2,832,319	(2,367,022)	0	2,089,082
(r) Kununurra Youth Hub	32,710	248	0	32,958	65,641	19,864	(27,631)	57,874	51,777	20,017	(6,376)	(32,708)	32,710
(s) Drainage Reserve	641,618	4,870	0	646,488	0	0	0	0	640,320	11,693	(10,395)	0	641,618
(t) Regional Price Preference	0	367	0	367	0	0	0	0	190,720	3,471	0	(194,191)	0
(u) Capital Works - Municipal Funded Reserve	165,251	900	0	166,151	0	0	0	0	972,854	18,608	(826,211)	0	165,251
(v) Public Art Works	6,141	33	0	6,174	6,045	178	0	6,223	11,867	414	0	(6,140)	6,141
(w) Property Reserve	354,374	2,690	0	357,064	354,073	6,033	0	360,106	348,040	6,334	0	0	354,374
(x) Municipal Property Revaluation Reserve	30,000	161	0	30,161	15,530	530	0	16,060	30,000	15,000	0	(15,000)	30,000
(y) Election Expenditure Reserve	11,396	61	0	11,457	0	706	0	706	40,000	0	(28,604)	0	11,396
(z) COVID 19 Response Reserve	1,438,228	10,916	0	1,449,144	3,111,972	0	(781,500)	2,330,472	0	0	0	1,438,228	1,438,228
	15,337,538	96,401	0	15,433,939	13,950,334	(81,458)	(2,297,786)	11,571,090	15,581,418	3,935,017	(4,178,897)	0	15,337,538

All reserves are supported by cash and cash equivalents and financial assets at amortised cost and are restricted within equity as Reserves - cash/financial assets backed.

SHIRE OF WYNDHAM-EAST KIMBERLEY
NOTES TO AND FORMING PART OF THE FINANCIAL REPORT
FOR THE YEAR ENDED 30 JUNE 2021

4. RESERVES - CASH/FINANCIAL ASSET BACKED

In accordance with Council resolutions or adopted budget in relation to each reserve account, the purpose for which the reserves are set aside and their anticipated date of use are as follows:

Name of Reserve	Anticipated date of use	Purpose of the reserve
(a) Waste Management Reserve	on going	This Reserve to provide for the operation, maintenance, renewal and upgrade for existing and new waste management facilities within the Shire of Wyndham East Kimberley.
(b) Airport General Reserve	on going	This Reserve to provide operation, maintenance, renewal, upgrade of existing and new airport facilities within the Shire of Wyndham East Kimberley.
(c) Plant and Equipment Reserve	on going	This Reserve is to provide for the plant management program.
(d) Parking Reserve	on going	This Reserve is for the land purchase and/or the construction and maintenance of vehicle parking facilities within the Shire.
(e) Non-Potable Water Reserve	on going	This Reserve is for the development of non-potable water supply in Wyndham.
(f) East Kimberley Tourism Reserve	on going	To hold the lease payments from the East Kimberley Tourism House building in order to provide for the maintenance, renewal or upgrade of the building and to assist in funding expenditure that is of a strategic nature for the Kununurra Visitor Centre.
(g) Foreshore Reserve	on going	This Reserve is to hold lease and license payments from occupiers of Lake Kununurra Foreshore Reserve to provide for the implementation of specific actions outlined in the Lake Kununurra Foreshore plan.
(h) Staff Entitlement Reserve	on going	This Reserve is to provide for Shire employee's entitlements.
(i) Recreation Hardcourts Reserve	on going	This Reserve is for the purpose of providing for future capital upgrades of Recreational Hardcourts.
(j) Bio Security Reserve	on going	This Reserve is to hold funds for use in emergency situations that threatened the bio security of the East Kimberley.
(k) Child Care Reserve	on going	This Reserve is to hold lease payments from the Kununurra Childcare Centre to provide for the the significant maintenance and renewal of the childcare building.
(l) Parks Reserve	on going	This Reserve is to hold the funds from the sale of parks provided by the State to undertake major upgrades and to establish new parks and public open spaces in the Shire.
(m) Footpaths Reserve	on going	This Reserve is to hold developer contributions for construction of footpaths after housing construction is completed in new subdivisions.
(n) Goomig Farmlands Road Reserve	on going	This Reserve is to provide for the second coat seal of roads within the Goomig Farmlands.
(o) Asset Management Reserve	on going	This Reserve is to provide for the ongoing maintenance, renewal, upgrade, replacement or development of Shire owned assets within the Shire of Wyndham East Kimberley.
(p) Contiguous Local Authority Group (CLAG) Reserve	on going	This reserve is to hold funds for ongoing management, funding and technical aspects of health-driven mosquito control in an effort to reduce the risk of mosquito-borne diseases within the boundaries of the Shire.
(q) Unspent Grants and Loans Reserve	on going	This Reserve is to provide a mechanism for restricting prepaid grants, conditional unspent grants and loan proceeds unspent in a particular financial year where the expenditure will be undertaken in future years.
(r) Kununurra Youth Hub	on going	This reserve is to hold lease payments from the Kununurra Youth Hub to provide for the maintenance, renewal and upgrade of the building in accordance with the lease conditions.
(s) Drainage Reserve	on going	To provide for the maintenance, renewal, upgrade of existing and new drainage Infrastructure within the Shire of Wyndham East Kimberley.
(t) Regional Price Preference	on going	This reserve is to fund the regional price preference applied, if any, for the procurement of goods and /or services that are supplied by a Regional Business in accordance with Council policy CPIFIN-3217 Regional Price Preference.
(u) Capital Works - Municipal Funded Reserve	on going	To ensure that funds allocated to Capital Works Projects remain available for future Capital Works if amounts are not expended at the end of a financial year.
(v) Public Art Works	on going	To receipt LandCorp contributions towards the ongoing maintenance of the public artwork in the Coolibah / Chestnut subdivision.
(w) Property Reserve	on going	To ensure that funds received from the disposal of properties after settling any property debt, are retained within the reserve and are used for the acquisition of land and /or buildings or the development of land under the control of the Shire.
(x) Municipal Property Revaluation Reserve	on going	To hold funds for expenditure relating to Municipal Property Revaluation conducted every 4 years
(y) Election Expenditure Reserve	on going	To hold funds for expenditure relating to Council Elections conducted every 2 years.
(z) COVID 19 Response Reserve	on going	To fund capital and operational expenditure in support of local businesses to address the financial impact caused by the COVID 19.

5. OTHER FINANCIAL ASSETS

(a) Current assets

Financial assets at amortised cost

Other financial assets at amortised cost

Term deposits

Self supporting loans

(b) Non-current assets

Financial assets at amortised cost

Financial assets at fair values through other comprehensive income

Financial assets at amortised cost

Self supporting loans

Financial assets at fair values through other comprehensive income

Shares in Ord River Co-operative

	2021	2020
	\$	\$
	10,312,150	15,171,146
	10,312,150	15,171,146
	10,301,769	15,161,309
	10,381	9,837
	10,312,150	15,171,146
	6,159	16,809
	5,406	6,682
	11,565	23,491
	6,159	16,809
	6,159	16,809
	5,406	6,682
	5,406	6,682

Self supporting loans have the same terms and conditions as the related borrowing disclosed in Note 15(b) as self supporting loans.

SIGNIFICANT ACCOUNTING POLICIES

Other financial assets at amortised cost

The Shire classifies financial assets at amortised cost if both of the following criteria are met:

- the asset is held within a business model whose objective is to collect the contractual cashflows, and
- the contractual terms give rise to cash flows that are solely payments of principal and interest.

Impairment and risk

Information regarding impairment and exposure to risk can be found at Note 25.

6. TRADE AND OTHER RECEIVABLES

Current

Rates receivable	
Trade and other receivables	
GST receivable	
Allowance for impairment of receivables	

Non-current

Pensioner's rates and ESL deferred	
------------------------------------	--

2021	2020
\$	\$
1,503,124	1,818,893
1,676,467	819,329
13,032	49,927
(680,533)	(751,362)
<u>2,512,090</u>	<u>1,936,787</u>
38,987	35,922
<u>38,987</u>	<u>35,922</u>

SIGNIFICANT ACCOUNTING POLICIES

Trade and other receivables

Trade and other receivables include amounts due from ratepayers for unpaid rates and service charges and other amounts due from third parties for goods sold and services performed in the ordinary course of business.

Trade receivables are recognised at original invoice amount less any allowances for uncollectible amounts (i.e. impairment). The carrying amount of net trade receivables is equivalent to fair value as it is due for settlement within 30 days.

Impairment and risk exposure

Information about the impairment of trade receivables and their exposure to credit risk and interest rate risk can be found in Note 25.

SIGNIFICANT ACCOUNTING POLICIES (Continued)

Classification and subsequent measurement

Receivables expected to be collected within 12 months of the end of the reporting period are classified as current assets. All other receivables are classified as non-current assets.

Trade receivables are held with the objective to collect the contractual cashflows and therefore measures them subsequently at amortised cost using the effective interest rate method.

Due to the short term nature of current receivables, their carrying amount is considered to be the same as their fair value. Non-current receivables are indexed to inflation, any difference between the face value and fair value is considered immaterial.

7. INVENTORIES

Current

Fuel and materials

Non-current

Land held for resale - cost

Cost of acquisition

The following movements in inventories occurred during the year:

Balance at beginning of year

Inventories expensed during the year

Additions to inventory

Balance at end of year

	2021	2020
	\$	\$
	6,789	10,522
	6,789	10,522
	46,283	46,283
	46,283	46,283
	56,805	60,661
	(28,771)	(32,060)
	25,038	28,204
	53,072	56,805

SIGNIFICANT ACCOUNTING POLICIES

General

Inventories are measured at the lower of cost and net realisable value.

Net realisable value is the estimated selling price in the ordinary course of business less the estimated costs of completion and the estimated costs necessary to make the sale.

Land held for resale

Land held for development and resale is valued at the lower of cost and net realisable value. Cost includes the cost of acquisition, development, borrowing costs and holding costs until completion of development.

Land held for resale (Continued)

Borrowing costs and holding charges incurred after development is completed are expensed.

Gains and losses are recognised in profit or loss at the time of signing an unconditional contract of sale if significant risks and rewards, and effective control over the land, are passed onto the buyer at this point.

Land held for resale is classified as current except where it is held as non-current based on the Council's intentions to release for sale.

8. OTHER ASSETS

Other assets - current

Prepayments
 Accrued income

	2021	2020
	\$	\$
Prepayments	59,489	63,862
Accrued income	128,136	869,669
	187,625	933,531

SIGNIFICANT ACCOUNTING POLICIES

Other current assets

Other non-financial assets include prepayments which represent payments in advance of receipt of goods or services or that part of expenditure made in one accounting period covering a term extending beyond that period and accrued income which represent goods or services performed or part of that income made in one accounting period covering a term extending beyond that period.

SHIRE OF WYNDHAM-EAST KIMBERLEY
NOTES TO AND FORMING PART OF THE FINANCIAL REPORT
FOR THE YEAR ENDED 30 JUNE 2021

9. PROPERTY, PLANT AND EQUIPMENT

(a) Movements in Balances

Movement in the balances of each class of property, plant and equipment between the beginning and the end of the current financial year.

	Land	Buildings - non-specialised	Buildings - specialised	Total land and buildings owned	Land under control - buildings at cost	Total land and buildings	Furniture and equipment	Plant and equipment	Property, plant and equipment - work in progress	Total property, plant and equipment
	\$	\$	\$	\$		\$	\$	\$	\$	\$
Balance at 1 July 2019	10,022,800	12,276,111	20,696,875	42,995,786	2,989,476	45,985,262	530,932	4,372,172	31,502	50,919,868
Additions	0	0	224,252	224,252	0	224,252	136,635	585,948	0	946,835
(Disposals)	0	0	(211,966)	(211,966)	0	(211,966)	0	(97,480)	0	(309,446)
Depreciation (expense)	0	(403,200)	(312,412)	(715,612)	(135,155)	(850,767)	(80,953)	(578,304)	0	(1,510,024)
Balance at 30 June 2020	10,022,800	11,872,911	20,396,749	42,292,460	2,854,321	45,146,781	586,614	4,282,336	31,502	50,047,233
Comprises:										
Gross balance amount at 30 June 2020	10,022,800	13,085,911	21,941,601	45,050,312	3,259,303	48,309,615	1,082,879	5,845,428	31,502	55,269,424
Accumulated depreciation at 30 June 2020	0	(1,213,000)	(1,544,852)	(2,757,852)	(404,982)	(3,162,834)	(496,265)	(1,563,092)	0	(5,222,191)
Balance at 30 June 2020	10,022,800	11,872,911	20,396,749	42,292,460	2,854,321	45,146,781	586,614	4,282,336	31,502	50,047,233
Additions	0	0	77,560	77,560	0	77,560	96,060	650,040	119,571	943,231
(Disposals)	0	0	(83)	(83)	0	(83)	0	(106,654)	0	(106,737)
Depreciation (expense)	0	(181,050)	(494,369)	(675,419)	(135,155)	(810,574)	(104,039)	(579,840)	0	(1,494,453)
Transfers	0	0	15,165	15,165	0	15,165	16,337	0	(31,502)	0
Balance at 30 June 2021	10,022,800	11,691,861	19,995,022	41,709,683	2,719,166	44,428,849	594,972	4,245,882	119,571	49,389,274
Comprises:										
Gross balance amount at 30 June 2021	10,022,800	13,085,911	22,032,662	45,141,373	3,259,303	48,400,676	1,195,274	6,332,118	119,571	56,047,639
Accumulated depreciation at 30 June 2021	0	(1,394,050)	(2,037,640)	(3,431,690)	(540,137)	(3,971,827)	(600,302)	(2,086,236)	0	(6,658,365)
Balance at 30 June 2021	10,022,800	11,691,861	19,995,022	41,709,683	2,719,166	44,428,849	594,972	4,245,882	119,571	49,389,274

9. PROPERTY, PLANT AND EQUIPMENT (Continued)

(b) Carrying Value Measurements

Asset Class	Fair Value Hierarchy	Valuation Technique	Basis of Valuation	Date of Last Valuation	Inputs Used
(i) Fair Value					
Land and buildings					
Land	2	Market approach using recent observable market data for similar properties and improvements to land valued using cost approach using depreciated replacement cost.	Independent registered valuers	June 2017	Market Value, utilising comparable sales evidence for similar type properties. This method of valuation is referred to as the direct comparison approach which takes into consideration factors such as location, zoning, land area, development potential, topography & current market conditions.
Buildings - non-specialised	2	Market approach using recent observable market data for similar properties and improvements to land valued using cost approach using depreciated replacement cost.	Independent registered valuers	June 2017	Market Value, utilising comparable sales evidence for similar type properties. This method of valuation is referred to as the direct comparison approach which takes into consideration factors such as location, zoning, land area, development potential, topography & current market conditions.
Buildings - specialised	3	Current replacement cost using both observable and unobservable inputs.	Independent registered valuers	June 2017	Improvements to land using construction costs and current condition (Level 2), residual values and remaining useful life assessments (Level 3) inputs

Level 3 inputs are based on assumptions with regards to future values and patterns of consumption utilising current information. If the basis of these assumptions were varied, they have the potential to result in a significantly higher or lower fair value measurement.

During the period there were no changes in the valuation techniques used by the Shire to determine the fair value of land and buildings using either level 2 or level 3 inputs.

Following a change to Local Government (Financial Management) Regulation 17A, plant and equipment type assets (being plant and equipment and furniture and equipment) are to be measured under the cost model, rather than at fair value. This change was effective from 1 July 2019 and represented a change in accounting policy. Revaluations carried out previously were not reversed as it was deemed fair value approximated cost at the date of change.

SHIRE OF WYNDHAM-EAST KIMBERLEY
NOTES TO AND FORMING PART OF THE FINANCIAL REPORT
FOR THE YEAR ENDED 30 JUNE 2021

10. INFRASTRUCTURE

(a) Movements in Balances

Movement in the balances of each class of infrastructure between the beginning and the end of the current financial year.

	Infrastructure - roads	Infrastructure - footpaths	Infrastructure - drainage	Infrastructure - other	Infrastructure - airfields	Infrastructure - bridges	Infrastructure - work in progress	Total Infrastructure
	\$	\$	\$	\$	\$	\$	\$	\$
Balance at 1 July 2019	157,926,059	7,278,742	7,927,722	13,409,219	18,657,039	28,177,637	672,713	234,049,131
Additions	2,400,621	0	0	1,321,938	298,508	46,925	1,727,069	5,795,061
Depreciation (expense)	(2,954,969)	(99,604)	(140,958)	(893,327)	(437,959)	(371,528)	0	(4,898,345)
Transfers	0	0	0	418,635	30,469	0	(449,104)	0
Balance at 30 June 2020	157,371,711	7,179,138	7,786,764	14,256,465	18,548,057	27,853,034	1,950,678	234,945,847
Comprises:								
Gross balance at 30 June 2020	163,146,169	7,377,687	8,061,227	16,397,672	19,495,678	28,584,926	1,950,678	245,014,037
Accumulated depreciation at 30 June 2020	(5,774,458)	(198,549)	(274,463)	(2,141,207)	(947,621)	(731,892)	0	(10,068,190)
Balance at 30 June 2020	157,371,711	7,179,138	7,786,764	14,256,465	18,548,057	27,853,034	1,950,678	234,945,847
Additions	1,525,772	804,613	85,395	1,167,343	117,968	0	2,069,987	5,771,078
Revaluation increments / (decrements) transferred to revaluation surplus	0	0	0	623,627	0	0	0	623,627
Depreciation (expense)	(3,191,068)	(100,996)	(143,375)	(1,187,793)	(556,378)	(385,864)	0	(5,565,474)
Transfers	600,414	48,413	14,554	(589,073)	0	0	(74,308)	0
Balance at 30 June 2021	156,306,829	7,931,168	7,743,338	14,270,569	18,109,647	27,467,170	3,946,357	235,775,078
Comprises:								
Gross balance at 30 June 2021	165,272,355	8,230,713	8,161,176	17,599,569	19,613,646	28,584,926	3,946,357	251,408,742
Accumulated depreciation at 30 June 2021	(8,965,526)	(299,545)	(417,838)	(3,329,000)	(1,503,999)	(1,117,756)	0	(15,633,664)
Balance at 30 June 2021	156,306,829	7,931,168	7,743,338	14,270,569	18,109,647	27,467,170	3,946,357	235,775,078

The revaluation increment within the Infrastructure other relates to the related asset of the provision for remediation costs associated with the Kununurra and Wyndhan waste landfill sites.

A reclassification of assets totalling \$589,073 has been undertaken as a transfer from Infrastructure other to Infrastructure roads in order to better align those assets with the existing assets.

SHIRE OF WYNDHAM-EAST KIMBERLEY
NOTES TO AND FORMING PART OF THE FINANCIAL REPORT
FOR THE YEAR ENDED 30 JUNE 2021

10. INFRASTRUCTURE (Continued)

(b) Carrying Value Measurements

Asset Class	Fair Value Hierarchy	Valuation Technique	Basis of Valuation	Date of Last Valuation	Inputs Used
(i) Fair Value					
Infrastructure - roads	3	Cost approach using depreciated replacement cost	Management valuation	June 2018	Construction costs and current condition (Level 2), residual values and remaining useful life assessments (Level 3) inputs
Infrastructure - footpaths	3	Cost approach using depreciated replacement cost	Management valuation	June 2018	Construction costs and current condition (Level 2), residual values and remaining useful life assessments (Level 3) inputs
Infrastructure - drainage	3	Cost approach using depreciated replacement cost	Management valuation	June 2018	Construction costs and current condition (Level 2), residual values and remaining useful life assessments (Level 3) inputs
Infrastructure - other	3	Cost approach using depreciated replacement cost	Management valuation	June 2018	Construction costs and current condition (Level 2), residual values and remaining useful life assessments (Level 3) inputs
Infrastructure - airfields	3	Cost approach using depreciated replacement cost	Management valuation	June 2018	Construction costs and current condition (Level 2), residual values and remaining useful life assessments (Level 3) inputs
Infrastructure - bridges	3	Cost approach using depreciated replacement cost	Management valuation	June 2018	Construction costs and current condition (Level 2), residual values and remaining useful life assessments (Level 3) inputs
Infrastructure - work in progress		Cost	Cost		Purchase Cost

Level 3 inputs are based on assumptions with regards to future values and patterns of consumption utilising current information. If the basis of these assumptions were varied, they have the potential to result in a significantly higher or lower fair value measurement.

During the period there were no changes in the valuation techniques used to determine the fair value of infrastructure using level 3 inputs.

11. FIXED ASSETS

SIGNIFICANT ACCOUNTING POLICIES

Fixed assets

Each class of fixed assets within either plant and equipment or infrastructure, is carried at cost or fair value as indicated less, where applicable, any accumulated depreciation and impairment losses.

Initial recognition and measurement between mandatory revaluation dates

Assets for which the fair value as at the date of acquisition is under \$5,000 are not recognised as an asset in accordance with *Financial Management Regulation 17A (5)*. These assets are expensed immediately.

Where multiple individual low value assets are purchased together as part of a larger asset or collectively forming a larger asset exceeding the threshold, the individual assets are recognised as one asset and capitalised.

In relation to this initial measurement, cost is determined as the fair value of the assets given as consideration plus costs incidental to the acquisition. For assets acquired at zero cost or otherwise significantly less than fair value, cost is determined as fair value at the date of acquisition. The cost of non-current assets constructed by the Shire includes the cost of all materials used in construction, direct labour on the project and an appropriate proportion of variable and fixed overheads.

Individual assets that are land, buildings and infrastructure acquired between initial recognition and the next revaluation of the asset class in accordance with the mandatory measurement framework, are recognised at cost and disclosed as being at fair value as management believes cost approximates fair value. They are subject to subsequent revaluation at the next anniversary date in accordance with the mandatory measurement framework.

Revaluation

The fair value of land, buildings and infrastructure is determined at least every five years in accordance with the regulatory framework. This includes buildings and infrastructure items which were pre-existing improvements (i.e. vested improvements) on vested land acquired by the Shire.

AUSTRALIAN ACCOUNTING STANDARDS - INCONSISTENCY Revaluation (Continued)

At the end of each period the valuation is reviewed and where appropriate the fair value is updated to reflect current market conditions. This process is considered to be in accordance with *Local Government (Financial Management) Regulation 17A (2)* which requires land, buildings, infrastructure and vested improvements to be shown at fair value.

Increases in the carrying amount arising on revaluation of assets are credited to a revaluation surplus in equity. Decreases that offset previous increases of the same class of asset are recognised against revaluation surplus directly in equity. All other decreases are recognised in profit or loss.

Land under roads from 1 July 2019

As a result of amendments to the *Local Government (Financial Management) Regulations 1996*, effective from 1 July 2019, vested land, including land under roads, is treated as right-of-use assets measured at zero cost. Therefore, the previous inconsistency with AASB 1051 in respect of non-recognition of land under roads acquired on or after 1 July 2008 has been removed, even though measurement at zero cost means that land under roads is still not included in the statement of financial position.

Vested improvements from 1 July 2019

The measurement of vested improvements at fair value in accordance with *Local Government (Financial Management) Regulation 17A(2)(iv)* is a departure from AASB 16 which would have required the Shire to measure the vested improvements as part of the related right-of-use assets at zero cost.

SHIRE OF WYNDHAM-EAST KIMBERLEY
NOTES TO AND FORMING PART OF THE FINANCIAL REPORT
FOR THE YEAR ENDED 30 JUNE 2021

11. FIXED ASSETS

(a) Disposals of Assets

	2021 Actual Net Book Value	2021 Actual Sale Proceeds	2021 Actual Profit	2021 Actual Loss	2021 Budget Net Book Value	2021 Budget Sale Proceeds	2021 Budget Profit	2021 Budget Loss	2020 Actual Net Book Value	2020 Actual Sale Proceeds	2020 Actual Profit	2020 Actual Loss
Buildings - specialised	\$ 83	\$ 455	\$ 372	\$ 0	\$ 0	\$ 0	\$ 0	\$ 0	\$ 211,966	\$ 0	\$ 0	\$ (211,966)
Plant and equipment	106,654	83,617	2,401	(25,438)	103,104	50,000	0	(53,104)	97,480	111,500	29,206	(15,186)
	106,737	84,072	2,773	(25,438)	103,104	50,000	0	(53,104)	309,446	111,500	29,206	(227,152)

The following assets were disposed of during the year.

	2021 Actual Net Book Value	2021 Actual Sale Proceeds	2021 Actual Profit	2021 Actual Loss
Plant and Equipment				
Transport				
John Deere 1023E Tractor	4,216	6,617	2,401	0
Front END Caterpillar Loader	102,438	77,000	0	(25,438)
	106,654	83,617	2,401	(25,438)
Building - Specialised				
Community amenities				
Transportable Site Office - Kununurra Landfill	83	455	372	0
	83	455	372	0
	106,737	84,072	2,773	(25,438)

SHIRE OF WYNDHAM-EAST KIMBERLEY
NOTES TO AND FORMING PART OF THE FINANCIAL REPORT
FOR THE YEAR ENDED 30 JUNE 2021

11. FIXED ASSETS

(b) Depreciation

	2021 Actual	2021 Budget	2020 Actual
	\$	\$	\$
Buildings - non-specialised	181,050	295,200	403,200
Buildings - specialised	494,369	410,250	312,412
Land under control - buildings at cost	135,155	136,520	135,155
Furniture and equipment	104,039	136,500	80,953
Plant and equipment	579,840	487,220	578,304
Infrastructure - roads	3,191,068	2,595,989	2,954,969
Infrastructure - footpaths	100,996	143,250	99,604
Infrastructure - drainage	143,375	351,200	140,958
Infrastructure - other	1,187,793	554,320	893,327
Infrastructure - airfields	556,378	705,200	437,959
Infrastructure - bridges	385,864	365,230	371,528
	7,059,927	6,180,879	6,408,369

SIGNIFICANT ACCOUNTING POLICIES

Depreciation

The depreciable amount of all fixed assets including buildings but excluding freehold land and vested land, are depreciated on a straight-line basis over the individual asset's useful life from the time the asset is held ready for use. Leasehold improvements are depreciated over the shorter of either the unexpired period of the lease or the estimated useful life of the improvements.

The assets residual values and useful lives are reviewed, and adjusted if appropriate, at the end of each reporting period.

An asset's carrying amount is written down immediately to its recoverable amount if the asset's carrying amount is greater than its estimated recoverable amount.

Gains and losses on disposals are determined by comparing proceeds with the carrying amount. These gains and losses are included in the statement of comprehensive income in the period in which they arise.

Depreciation rates

Typical estimated useful lives for the different asset classes for the current and prior years are included in the table below:

Asset Class	Useful life
Buildings	7 to 140 years
Furniture and equipment	3 to 20 years
Plant and equipment	3 to 13 years
Roads	10 to 120 years
Footpaths	45 to 80 years
Drainage	75 years
Culverts	100 years
Infrastructure-Other	10 to 120 years
Airfields	16 to 120 years
Bridges	100 years

Depreciation on revaluation

When an item of property, plant and equipment is revalued, any accumulated depreciation at the date of the revaluation is treated by eliminating against the gross carrying amount of the asset and the net amount restated to the revalued amount of the asset.

SHIRE OF WYNDHAM-EAST KIMBERLEY
NOTES TO AND FORMING PART OF THE FINANCIAL REPORT
FOR THE YEAR ENDED 30 JUNE 2021

12. REVALUATION SURPLUS

	2021 Opening Balance	2021 Change in Accounting Policy	2021 Revaluation Increment	2021 Revaluation (Decrement)	Total Movement on Revaluation	2021 Closing Balance	2020 Opening Balance	2020 Change in Accounting Policy	2020 Revaluation Increment	2020 Revaluation (Decrement)	Total Movement on Revaluation	2020 Closing Balance
	\$	\$	\$	\$	\$	\$	\$	\$	\$	\$	\$	\$
Land and buildings	17,279,574	0	0	0	0	17,279,574	17,279,574	0	0	0	0	17,279,574
Revaluation surplus - Land-Vested in and under the control of Council	0	0	0	0	0	0	3,725,700	(3,725,700)	0	0	0	0
Revaluation surplus - Furniture and equipment	107,344	0	0	0	0	107,344	107,344	0	0	0	0	107,344
Revaluation surplus - Plant and equipment	1,802,411	0	0	0	0	1,802,411	1,802,411	0	0	0	0	1,802,411
Revaluation surplus - Infrastructure - roads	112,956,040	0	0	0	0	112,956,040	112,956,040	0	0	0	0	112,956,040
Revaluation surplus - Infrastructure - footpaths	6,116,649	0	0	0	0	6,116,649	6,116,649	0	0	0	0	6,116,649
Revaluation surplus - Infrastructure - drainage	4,379,251	0	0	0	0	4,379,251	4,379,251	0	0	0	0	4,379,251
Revaluation surplus - Infrastructure - other	799,608	0	623,627	0	623,627	1,423,235	799,608	0	0	0	0	799,608
Revaluation surplus - Infrastructure - airfields	11,970,888	0	0	0	0	11,970,888	11,970,888	0	0	0	0	11,970,888
Revaluation surplus - Infrastructure - bridges	25,969,211	0	0	0	0	25,969,211	25,969,211	0	0	0	0	25,969,211
Revaluation surplus - Financial assets	0	0	0	(1,276)	(1,276)	(1,276)	0	0	0	0	0	0
	181,380,976	0	623,627	(1,276)	622,351	182,003,327	185,106,676	(3,725,700)	0	0	0	181,380,976

Movements on revaluation of property, plant and equipment (including infrastructure) and financial assets are not able to be reliably attributed to a program as the assets were revalued by class as provided for by AASB 116 Aus 40.1.

13. TRADE AND OTHER PAYABLES

Current

Sundry creditors
Accrued expenses
Prepaid rates
Accrued salaries and wages
Accrued interest
Bonds and deposits held

2021	2020
\$	\$
1,185,332	891,522
580,879	460,952
120,258	101,709
60,514	31,866
22,505	18,476
86,031	82,575
2,055,519	1,587,100

SIGNIFICANT ACCOUNTING POLICIES

Trade and other payables

Trade and other payables represent liabilities for goods and services provided to the Shire prior to the end of the financial year that are unpaid and arise when the Shire becomes obliged to make future payments in respect of the purchase of these goods and services.

The amounts are unsecured, are recognised as a current liability and are normally paid within 30 days of recognition.

Prepaid rates

Prepaid rates are, until the taxable event has occurred (start of the next financial year), refundable at the request of the ratepayer. Rates received in advance are initially recognised as a financial liability. When the taxable event occurs, the financial liability is extinguished and the Shire recognises revenue for the prepaid rates that have not been refunded.

14. CONTRACT LIABILITIES

Current

Capital grants and contributions liability

Performance obligations for each type of liability are expected to be recognised as revenue in accordance with the following time bands:

Less than 1 year

SIGNIFICANT ACCOUNTING POLICIES

Contract liabilities

Contract liabilities represent the the Shire's obligation to transfer goods or services to a customer for which the Shire has received consideration from the customer.

With respect to transfers for recognisable non-financial assets, contract liabilities represent performance obligations which are not yet satisfied.

Contract liabilities are recognised as revenue when the performance obligations in the contract are satisfied.

2021	2020
\$	\$
2,211,154	2,268,701
2,211,154	2,268,701
Capital grants and contributions liability	
\$	
2,211,154	
2,211,154	

Liabilities under transfers to acquire or construct non-financial assets to be controlled by the entity

Grant liabilities represent the the Shire's performance obligations to construct recognisable non-financial assets to identified specifications which are yet to be satisfied.

Grant liabilities are recognised as revenue when the performance obligations in the contract are satisfied.

SHIRE OF WYNDHAM-EAST KIMBERLEY
NOTES TO AND FORMING PART OF THE FINANCIAL REPORT
FOR THE YEAR ENDED 30 JUNE 2021

15. INFORMATION ON BORROWINGS

(a) Borrowings

	2021	2020
	\$	\$
Current	712,854	687,426
Non-current	1,198,563	1,911,418
	1,911,417	2,598,844

(b) Repayments - Borrowings

Particulars	Loan Number	Institution	Interest Rate	Actual	30 June 2021	30 June 2021	30 June 2021	Budget	30 June 2021	30 June 2021	30 June 2021	30 June 2021	Actual	30 June 2020	30 June 2020	30 June 2020
				Principal	Actual	Actual	Actual	Principal	Budget	Budget	Budget	Actual	Actual	Actual	Principal	Actual
				1 July 2020	repayments	repayments	Principal	1 July 2020	New Loans	repayments	repayments	Principal	1 July 2019	repayments	repayments	Principal
				\$	\$	\$	\$	\$	\$	\$	\$	\$	\$	\$	\$	\$
Particulars																
Governance																
Administration Building Land	122	* WATC	6.00%	0	0	0	0	0	0	0	0	0	63,020	(63,020)	(3,356)	0
Administration Building Loan	124	* WATC	3.82%	716,275	(278,406)	(29,194)	437,869	716,275	0	(278,406)	(24,728)	437,869	984,343	(268,068)	(41,322)	716,275
Administration Building	129	* WATC	3.01%	805,913	(151,698)	(25,957)	654,215	805,913	0	(151,698)	(23,125)	654,215	953,146	(147,233)	(31,426)	805,913
Education and welfare																
Kununurra Childcare Centre	120	* WATC	6.19%	0	0	0	0	0	0	0	0	0	37,228	(37,228)	(493)	0
Housing																
Staff Housing	127	* WATC	3.71%	0	0	0	0	0	0	0	0	0	16,138	(16,138)	(482)	0
Community amenities																
Waste Management	126	* WATC	4.21%	763,621	(179,145)	(34,527)	584,476	763,621	0	(179,145)	(30,283)	584,476	935,456	(171,835)	(43,048)	763,621
Drainage	128	* WATC	4.21%	56,315	(13,211)	(2,540)	43,104	56,314	0	(13,211)	(3,600)	43,103	68,987	(12,672)	(3,173)	56,315
Recreation and culture																
Kununurra Leisure Gym Equipment	132	* WATC	2.49%	61,856	(24,284)	(1,728)	37,572	61,855	0	(24,284)	(1,390)	37,571	85,546	(23,690)	(2,498)	61,856
Water Park (Splash pad)	133	* WATC		0	0	0	0	0	500,000	0	0	500,000	0	0	0	0
Transport																
Building and Infrastructure	130	* WATC	3.32%	164,060	(30,688)	(6,227)	133,372	164,061	0	(30,688)	(5,194)	133,373	193,754	(29,694)	(7,371)	164,060
				2,568,040	(677,432)	(100,173)	1,890,608	2,568,039	500,000	(677,432)	(88,320)	2,390,607	3,337,618	(769,578)	(133,169)	2,568,040
Self Supporting Loans																
Recreation and culture																
Ord River Sports Club	131	* WATC	2.71%	30,804	(9,995)	(824)	20,809	30,803	0	(9,993)	(768)	20,810	40,531	(9,727)	(1,164)	30,804
				30,804	(9,995)	(824)	20,809	30,803	0	(9,993)	(768)	20,810	40,531	(9,727)	(1,164)	30,804
				2,598,844	(687,427)	(100,997)	1,911,417	2,598,842	500,000	(687,425)	(89,088)	2,411,417	3,378,149	(779,305)	(134,333)	2,598,844

* WA Treasury Corporation

Self supporting loans are financed by payments from third parties. These are shown in Note 5 as other financial assets at amortised cost. All other loan repayments were financed by general purpose revenue.

SHIRE OF WYNDHAM-EAST KIMBERLEY
NOTES TO AND FORMING PART OF THE FINANCIAL REPORT
FOR THE YEAR ENDED 30 JUNE 2021

15. INFORMATION ON BORROWINGS (Continued)

(c) Unspent Borrowings

Particulars	Date	Unspent Balance	Borrowed	Expended	Unspent
	Borrowed	1 July 2020	During Year	During Year	Balance 30 June 2021
		\$	\$	\$	\$
Waste Management	16/05/2014	391,067	0	(35,182)	355,885
Kununurra Leisure Gym Equipment	8/12/2017	1,317	0	0	1,317
* WA Treasury Corporation		392,384	0	(35,182)	357,202

(d) Undrawn Borrowing Facilities

Credit Standby Arrangements

	2021	2020
	\$	\$
Bank overdraft limit	2,500,000	2,500,000
Bank overdraft at balance date	0	0
Credit card limit	55,000	55,000
Credit card balance at balance date	(23,129)	(9,949)
Total amount of credit unused	2,531,871	2,545,051

Loan facilities

Loan facilities - current	712,854	687,426
Loan facilities - non-current	1,198,563	1,911,418
Total facilities in use at balance date	1,911,417	2,598,844

Unused loan facilities at balance date 357,202 392,384

SIGNIFICANT ACCOUNTING POLICIES

Financial liabilities

Financial liabilities are recognised at fair value when the Shire becomes a party to the contractual provisions to the instrument.

Non-derivative financial liabilities (excluding financial guarantees) are subsequently measured at amortised cost. Gains or losses are recognised in profit or loss.

Financial liabilities are derecognised where the related obligations are discharged, cancelled or expired. The difference between the carrying amount of the financial liability extinguished or transferred to another party and the fair value of the consideration paid, including the transfer of non-cash assets or liabilities assumed, is recognised in profit or loss.

Borrowing costs

Borrowing costs are recognised as an expense when incurred except where they are directly attributable to the acquisition, construction or production of a qualifying asset. Where this is the case, they are capitalised as part of the cost of the particular asset until such time as the asset is substantially ready for its intended use or sale.

Risk

Information regarding exposure to risk can be found at Note 25.

16. EMPLOYEE RELATED PROVISIONS

(a) Employee Related Provisions

	Provision for Annual Leave	Provision for Long Service Leave	Total
	\$	\$	\$
Opening balance at 1 July 2020			
Current provisions	1,154,867	448,078	1,602,945
Non-current provisions	0	198,076	198,076
	1,154,867	646,154	1,801,021
Additional provision	733,415	0	733,415
Amounts used	(512,290)	(44,130)	(556,420)
Balance at 30 June 2021	1,375,992	602,024	1,978,016
Comprises			
Current	1,375,992	456,602	1,832,594
Non-current	0	145,422	145,422
	1,375,992	602,024	1,978,016

	2021	2020
	\$	\$
Less than 12 months after the reporting date	1,031,108	858,352
More than 12 months from reporting date	914,983	910,744
Expected reimbursements from other WA local governments	31,925	31,925
	1,978,016	1,801,021

Amounts are expected to be settled on the following basis:

Less than 12 months after the reporting date
 More than 12 months from reporting date
 Expected reimbursements from other WA local governments

Timing of the payment of current leave liabilities is difficult to determine as it is dependent on future decisions of employees.

Expected settlement timings are based on information obtained from employees and historical leave trends and assumes no events will occur to impact on these historical trends.

SIGNIFICANT ACCOUNTING POLICIES

Employee benefits

The Shire's obligations for employees' annual leave and long service leave entitlements are recognised as provisions in the statement of financial position.

Short-term employee benefits

Provision is made for the Shire's obligations for short-term employee benefits. Short-term employee benefits are benefits (other than termination benefits) that are expected to be settled wholly before 12 months after the end of the annual reporting period in which the employees render the related service, including wages, salaries and sick leave. Short-term employee benefits are measured at the (undiscounted) amounts expected to be paid when the obligation is settled.

The Shire's obligations for short-term employee benefits such as wages, salaries and sick leave are recognised as a part of current trade and other payables in the statement of financial position.

Other long-term employee benefits

Long-term employee benefits are measured at the present value of the expected future payments to be made to employees. Expected future payments incorporate anticipated future wage and salary levels, durations of service and employee departures and are discounted at

Other long-term employee benefits (Continued)

rates determined by reference to market yields at the end of the reporting period on government bonds that have maturity dates that approximate the terms of the obligations. Any remeasurements for changes in assumptions of obligations for other long-term employee benefits are recognised in profit or loss in the periods in which the changes occur.

The Shire's obligations for long-term employee benefits are presented as non-current provisions in its statement of financial position, except where the Shire does not have an unconditional right to defer settlement for at least 12 months after the end of the reporting period, in which case the obligations are presented as current provisions.

17. OTHER PROVISIONS

	Provision for remediation costs	Total
	\$	\$
Opening balance at 1 July 2020		
Non-current provisions	3,369,121	3,369,121
	3,369,121	3,369,121
Additional provision	1,057,275	1,057,275
Balance at 30 June 2021	4,426,396	4,426,396
Comprises		
Non-current	4,426,396	4,426,396
	4,426,396	4,426,396

Provision for remediation costs

Under the licence for the operation of the Kununurra and Wyndham waste landfill sites, the Shire has a legal obligation to restore the site.

A provision for remediation is recognised when:

- there is a present obligation as a result of waste activities undertaken;
- it is probable that an outflow of economic benefits will be required to settle the obligation; and
- the amount of the provision can be measured reliably.

The estimated future obligations include the costs of restoring the affected areas and continued monitoring of the site.

The provision for future remediation costs is the best estimate of the present value of the expenditure required to settle the remediation obligation at the reporting date. Future remediation costs are reviewed annually and any changes in the estimate are reflected in the present value of the remediation provision at each reporting date.

Amounts which are reliably expected to be paid out within 12 months of the reporting date are classified as current. Exact timing of payment of non-current obligations is unable to be reliably estimated as it is dependent on the remaining life of the waste facility.

18. NOTES TO THE STATEMENT OF CASH FLOWS

Reconciliation of Cash

For the purposes of the Statement of Cash Flows, cash includes cash and cash equivalents, net of outstanding bank overdrafts. Cash at the end of the reporting period is reconciled to the related items in the Statement of Financial Position as follows:

	2021 Actual	2021 Budget	2020 Actual
	\$	\$	\$
Cash and cash equivalents	10,689,564	891,286	2,392,837

Reconciliation of Net Cash Provided By Operating Activities to Net Result

Net result	1,845,740	2,792,369	(1,485,163)
Non-cash flows in Net result:			
Adjustments for revaluation of remediation cost related asset	(589,681)	0	0
Depreciation on non-current assets	7,059,927	6,180,879	6,408,369
(Profit)/loss on sale of asset	22,665	53,104	197,946
Changes in assets and liabilities:			
(Increase)/decrease in receivables	(578,370)	0	22,476
(Increase)/decrease in other assets	745,906	0	(334,471)
(Increase)/decrease in inventories	3,733	0	3,856
Increase/(decrease) in payables	468,419	0	127,265
Increase/(decrease) in employee provisions	176,995	0	394,645
Increase/(decrease) in other provisions	1,057,275	0	82,174
Increase/(decrease) in other liabilities	(57,547)	0	533,581
Non-operating grants, subsidies and contributions	(4,936,211)	(8,956,548)	(2,312,700)
Net cash from operating activities	5,218,851	69,804	3,637,978

19. TOTAL ASSETS CLASSIFIED BY FUNCTION AND ACTIVITY

	2021	2020
	\$	\$
Governance	11,457	11,396
General purpose funding	6,687,443	2,011,920
Law, order, public safety	1,345,638	699,396
Health	84,545	72,496
Education and welfare	2,864,688	2,807,001
Housing	8,470,998	5,392,218
Community amenities	7,168,660	3,844,413
Recreation and culture	21,522,352	28,008,421
Transport	245,219,115	236,312,523
Economic services	1,694,817	1,647,488
Other property and services	13,899,692	8,151,777
Unallocated	0	16,584,550
	308,969,405	305,543,599

The decrease in unallocated assets is due to the allocation of land, reserves, unrestricted cash and sundry debtors.

20. CAPITAL COMMITMENTS

(a) Capital Expenditure Commitments

Contracted for:

- capital expenditure projects

Payable:

- not later than one year

	2021	2020
	\$	\$
	7,889,259	1,690,377
	<u>7,889,259</u>	<u>1,690,377</u>
	7,889,259	1,690,377

SHIRE OF WYNDHAM-EAST KIMBERLEY
NOTES TO AND FORMING PART OF THE FINANCIAL REPORT
FOR THE YEAR ENDED 30 JUNE 2021

21. ELECTED MEMBERS REMUNERATION

	2021 Actual	2021 Budget	2020 Actual
	\$	\$	\$
Shire President - Cr David Menzel			
President's annual allowance	44,348	38,012	44,341
Meeting attendance fees	18,689	18,689	21,804
Annual allowance for ICT expenses	2,400	2,400	2,400
Travel and accommodation expenses	865	1,666	0
	66,302	60,767	68,545
Deputy Shire President - Cr Tony Chafer			
Deputy President's annual allowance	11,087	9,503	11,085
Meeting attendance fees	13,938	13,938	16,211
Annual allowance for ICT expenses	2,400	2,400	2,400
Travel and accommodation expenses	0	1,666	0
	27,425	27,507	29,696
Councillor Narelle Brook			
Meeting attendance fees	13,938	13,938	16,211
Other expenses	39	0	0
Annual allowance for ICT expenses	2,400	2,400	2,400
Travel and accommodation expenses	0	1,666	0
	16,377	18,004	18,611
Councillor Mat Dear			
Meeting attendance fees	13,938	13,938	16,211
Annual allowance for ICT expenses	2,400	2,400	2,400
Travel and accommodation expenses	0	1,667	0
	16,338	18,005	18,611
Councillor Judy Farquhar			
Meeting attendance fees	13,938	13,938	16,211
Annual allowance for ICT expenses	2,400	2,400	2,400
Travel and accommodation expenses	0	1,667	0
	16,338	18,005	18,611
Councillor Grant Lodge			
Meeting attendance fees	13,938	13,938	16,211
Annual allowance for ICT expenses	2,400	2,400	2,400
Travel and accommodation expenses	0	1,667	0
	16,338	18,005	18,611
Councillor Michelle McKittrick			
Meeting attendance fees	13,938	13,938	16,211
Annual allowance for ICT expenses	2,400	2,400	2,400
Travel and accommodation expenses	0	1,667	0
	16,338	18,005	18,611
Councillor Debra Pearce			
Meeting attendance fees	13,938	13,938	16,211
Annual allowance for ICT expenses	2,400	2,400	2,400
Travel and accommodation expenses	0	1,667	0
	16,338	18,005	18,611
Councillor Alma Petherick			
Meeting attendance fees	13,938	13,938	16,211
Annual allowance for ICT expenses	2,400	2,400	2,400
Travel and accommodation expenses	0	1,667	0
	16,338	18,005	18,611
	208,132	214,308	228,518
Fees, expenses and allowances to be paid or reimbursed to elected council members.			
President's allowance	44,348	38,012	44,341
Deputy President's allowance	11,087	9,503	11,085
Meeting attendance fees	130,193	130,193	151,492
Other expenses	39	0	0
Annual allowance for ICT expenses	21,600	21,600	21,600
Travel and accommodation expenses	865	15,000	0
	208,132	214,308	228,518

22. RELATED PARTY TRANSACTIONS

Key Management Personnel (KMP) Compensation Disclosure

The total of remuneration paid to KMP of the Shire during the year are as follows:

	2021	2020
	\$	\$
Short-term employee benefits	888,955	898,951
Post-employment benefits	94,162	90,311
Other long-term benefits	290,700	7,144
	1,273,817	996,406

Short-term employee benefits

These amounts include all salary, fringe benefits and cash bonuses awarded to KMP except for details in respect to fees and benefits paid to elected members which may be found above.

Post-employment benefits

These amounts are the current-year's estimated cost of providing for the Shire's superannuation contributions made during the year.

Other long-term benefits

These amounts represent long service benefits accruing during the year.

Transactions with related parties

Transactions between related parties and the Shire are on normal commercial terms and conditions, no more favourable than those available to other parties.

- *Councillor Menzel and Councillor Chafer are shareholders of a fuel distribution company called Cambridge Gulf Ltd (CGL Fuel) which has been paid for the supply of fuel during the financial year.*

No outstanding balances or provisions for doubtful debts or guaranties exist in relation to related parties at year end.

The following transactions occurred with related parties:

	2021	2020
	\$	\$
Sale of goods and services	118,890	215,379

Related Parties

The Shire's main related parties are as follows:

Key management personnel

Any person(s) having authority and responsibility for planning, directing and controlling the activities of the entity, directly or indirectly, including any elected member, are considered key management personnel.

SHIRE OF WYNDHAM-EAST KIMBERLEY
NOTES TO AND FORMING PART OF THE FINANCIAL REPORT
FOR THE YEAR ENDED 30 JUNE 2021

23. RATING INFORMATION

(a) Rates

RATE TYPE	Rate in \$	Number of Properties	2020/21 Actual Rateable Value \$	2020/21 Actual Rate Revenue \$	2020/21 Actual Interim Rates \$	2020/21 Actual Back Rates \$	2020/21 Actual Total Revenue \$	2020/21 Budget Rate Revenue \$	2020/21 Budget Interim Rate \$	2020/21 Budget Back Rate \$	2020/21 Budget Total Revenue \$	2019/20 Actual Total Revenue \$
Differential general rate / general rate												
Gross rental valuations												
GRV - Residential	0.1449	1,671	32,294,189	4,679,428	12,124	3,303	4,694,855	4,679,428	0	0	4,679,428	4,610,202
GRV - Other Vacant	0.2247	28	310,150	69,691	(3,212)	(935)	65,544	69,691	0	0	69,691	58,394
GRV - Commercial	0.1429	172	12,781,652	1,826,498	109	(52)	1,826,555	1,826,498	0	0	1,826,498	1,838,782
GRV - Industrial	0.1389	169	7,451,495	1,035,013	(3,435)	(1,148)	1,030,430	1,035,013	0	0	1,035,013	1,048,815
GRV - Rural Residential	0.1449	23	260,780	37,787	0	0	37,787	37,787	0	0	37,787	36,648
Unimproved valuations												
UV - Rural Residential	0.011	199	43,717,000	480,887	1,854	0	482,741	480,887	0	0	480,887	543,224
UV - Pastoral	0.057	21	21,053,985	1,200,077	0	0	1,200,077	1,200,077	0	0	1,200,077	311,447
UV - Commercial/Industrial	0.0077	46	12,795,580	98,526	3,245	1,189	102,960	98,526	0	0	98,526	105,432
UV - Agriculture	0.0116	80	60,716,109	704,307	0	0	704,307	704,307	0	0	704,307	704,669
UV - Horticulture	0.0101	93	28,651,000	289,375	0	0	289,375	289,375	0	0	289,375	306,807
UV - Mining	0.274	36	1,769,023	484,712	(1,919)	0	482,793	484,712	0	0	484,712	499,792
UV - Mining Exploration and Prospecting	0.1369	32	445,829	61,034	4,121	1,204	66,359	61,034	0	0	61,034	76,201
UV - Other	0.0065	4	8,825,000	57,363	0	0	57,363	57,363	0	0	57,363	57,363
Sub-Total		2,574	231,071,792	11,024,698	12,887	3,561	11,041,146	11,024,698	0	0	11,024,698	10,197,776
Minimum payment \$												
Gross rental valuations												
GRV - Residential	1,112	22	126,649	24,464	0	0	24,464	24,464	0	0	24,464	24,464
GRV - Other Vacant	1,112	96	211,711	106,752	0	0	106,752	106,752	0	0	106,752	104,528
GRV - Commercial	1,112	16	84,981	17,792	0	0	17,792	17,792	0	0	17,792	16,680
GRV - Industrial	1,112	9	30,275	10,008	0	0	10,008	10,008	0	0	10,008	10,008
GRV - Rural Residential	1,112	3	11,644	3,336	0	0	3,336	3,336	0	0	3,336	4,448
Unimproved valuations												
UV - Rural Residential	1,112	0	0	0	0	0	0	0	0	0	0	0
UV - Pastoral	1,112	0	0	0	0	0	0	0	0	0	0	1,112
UV - Commercial/Industrial	1,112	20	334,500	22,240	0	0	22,240	22,240	0	0	22,240	22,240
UV - Agriculture	1,112	1	10,000	1,112	0	0	1,112	1,112	0	0	1,112	1,112
UV - Horticulture	1,112	0	0	0	0	0	0	0	0	0	0	0
UV - Mining	1,112	30	50,343	33,360	0	0	33,360	33,360	0	0	33,360	35,584
UV - Mining Exploration and Prospecting	310	13	17,314	4,030	0	0	4,030	4,030	0	0	4,030	5,890
UV - Other	1,112	1	150,000	1,112	0	0	1,112	1,112	0	0	1,112	1,112
Sub-Total		211	1,027,417	224,206	0	0	224,206	224,206	0	0	224,206	227,178
Discounts/concessions (Note 23(b))			2,785	232,099,209	11,248,904	12,887	3,561	11,248,904	0	0	11,248,904	10,424,954
Total amount raised from general rate							(830,643)				(830,643)	0
Ex-gratia rates											6,840	5,678
Totals											10,425,101	10,430,632

SIGNIFICANT ACCOUNTING POLICIES

Rates

Control over assets acquired from rates is obtained at the commencement of the rating period.

Prepaid rates are, until the taxable event has occurred (start of the next financial year), refundable at the request of the ratepayer. Rates received in advance are initially recognised as a financial liability. When the taxable event occurs, the financial liability is extinguished and the Shire recognises revenue for the prepaid rates that have not been refunded.

SHIRE OF WYNDHAM-EAST KIMBERLEY
 NOTES TO AND FORMING PART OF THE FINANCIAL REPORT
 FOR THE YEAR ENDED 30 JUNE 2021

23. RATING INFORMATION (Continued)

(b) Waivers or Concessions

Rate or Fee and Charge to which the Waiver or Concession is Granted	Type	Discount %	Discount \$	2021 Actual \$	2021 Budget \$	2020 Actual \$
UV Pastoral	Concession			830,643	830,643	0
				830,643	830,643	0
Total discounts/concessions (Note 23(a))				830,643	830,643	0

Rate or Fee and Charge to which the Waiver or Concession is Granted	Circumstances in which the Waiver or Concession is Granted and to whom it was available	Objects of the Waiver or Concession	Reasons for the Waiver or Concession
UV Pastoral	All UV Pastoral rates	No UV Pastoral rates are to exceed 120% of 2019/20 rates.	To reduce the impact of UV Pastoral rate increases resulting from changes to rating valuations caused by increases in pastoral lease rents.

23. RATING INFORMATION (Continued)

(c) Interest Charges & Instalments

Instalment Options	Date Due	Instalment Plan Admin Charge \$	Instalment Plan Interest Rate %	Unpaid Rates Interest Rate %
Option One				
Single full payment	21/08/2020	0	0.00%	8.00%
Option Two				
First instalment	21/08/2020	0	5.50%	8.00%
Second instalment	8/01/2021	12	5.50%	8.00%
Option Three				
First instalment	21/08/2020	0	5.50%	8.00%
Second instalment	23/10/2020	12	5.50%	8.00%
Third instalment	8/01/2021	12	5.50%	8.00%
Fourth instalment	12/03/2021	12	5.50%	8.00%

	2021 Actual \$	2021 Budget \$	2020 Actual \$
Interest on unpaid rates	171,025	100,000	170,304
Interest on instalment plan	38,782	22,000	43,315
Charges on instalment plan	19,080	20,000	20,184
	228,887	142,000	233,803

SHIRE OF WYNDHAM-EAST KIMBERLEY
NOTES TO AND FORMING PART OF THE FINANCIAL REPORT
FOR THE YEAR ENDED 30 JUNE 2021

24. RATE SETTING STATEMENT INFORMATION

Note	2020/21 (30 June 2021 Carried Forward) \$	2020/21 Budget (30 June 2021 Carried Forward) \$	2020/21 (1 July 2020 Brought Forward) \$	2019/20 (30 June 2020 Carried Forward) \$		
(a) Non-cash amounts excluded from operating activities						
The following non-cash revenue or expenditure has been excluded from amounts attributable to operating activities within the Rate Setting Statement in accordance with <i>Financial Management Regulation 32</i> .						
Adjustments to operating activities						
	Less: Profit on asset disposals	11(a)	(2,773)	0	(29,206)	(29,206)
	Less: Net Increase in receivables		0	(730,865)	0	0
	Less: Movement in liabilities associated with restricted cash		1,120	0	533,581	533,581
	Adjustment in retained earnings through profit and loss		(98,805)	0	0	0
	Movement in pensioner deferred rates (non-current)		(3,065)	0	(4,716)	(4,716)
	Movement in employee benefit provisions (non-current)		(52,654)	0	394,645	394,645
	Movement in other provisions (non-current)		1,098,532	0	82,174	82,174
	Add: Reduction in staff leave liability		0	565,000	0	0
	Add: Loss on disposal of assets	11(a)	25,438	53,104	227,152	227,152
	Add: Loss on revaluation of fixed assets		(532,135)	0	0	0
	Add: Depreciation on non-current assets	11(b)	7,059,927	6,180,879	6,408,369	6,408,369
	Non cash amounts excluded from operating activities		7,495,585	6,068,118	7,611,999	7,611,999
(b) Surplus after imposition of general rates						
The following current assets and liabilities have been excluded from the net current assets used in the Rate Setting Statement in accordance with <i>Financial Management Regulation 32</i> to agree to the surplus/(deficit) after imposition of general rates.						
Adjustments to net current assets						
	Less: Reserves - cash/financial asset backed	4	(15,433,939)	(11,571,090)	(15,337,538)	(15,337,538)
	Less: Financial assets at amortised cost - self supporting loans	5(a)	(10,381)	0	(9,837)	(9,837)
	Add: Current liabilities not expected to be cleared at end of year					
	- Current portion of borrowings	15(a)	712,854	1,279,306	687,426	687,426
	- Current portion of unspent grants held in reserve*		1,696,698	0	1,696,698	2,268,701
	- Employee benefit provisions*		148,651	572,499	147,531	1,602,945
	Total adjustments to net current assets		(12,886,117)	(9,719,285)	(12,815,720)	(10,788,303)
Net current assets used in the Rate Setting Statement						
	Total current assets		23,708,218	13,719,705	20,444,823	20,444,823
	Less: Total current liabilities		(6,812,121)	(4,000,420)	(6,146,172)	(6,146,172)
	Less: Total adjustments to net current assets		(12,886,117)	(9,719,285)	(12,815,720)	(10,788,303)
	Net current assets used in the Rate Setting Statement		4,009,980	0	1,482,931	3,510,348

*During the year the Shire identified two items which were excluded from the calculation of the budgeted deficiency at 30 June 2020. There is no provision to exclude these items under *Financial Management Regulation 32* as the related reserves did not hold sufficient funds to fund the liability. These items were adjusted accordingly at 1 July 2020 as reflected below.

	2019/20 (30 June 2020)	2020/21 (1 July 2020)	Adjustment
Current portion of unspent grants held in reserve	2,268,701	1,696,698	(572,003)
Employee benefit provisions	1,602,945	147,531	(1,455,414)

This adjustment resulted in a decrease in the opening net current assets used in the rate setting statement at 1 July 2020 from \$3,510,345 to \$1,482,931.

25. FINANCIAL RISK MANAGEMENT

This note explains the Shire's exposure to financial risks and how these risks could affect the Shire's future financial performance.

Risk	Exposure arising from	Measurement	Management
Market risk - interest rate	Cash and cash equivalents and borrowings	Sensitivity analysis	Diversification of bank deposit in accordance with investment policy and utilise fixed interest rate borrowings
Credit risk	Cash and cash equivalents, trade receivables, financial assets and	Aging analysis Credit analysis	Diversification of bank deposits, credit limits and investment policy
Liquidity risk	Payables and borrowings	Rolling cash flow forecasts	Availability of committed credit lines and borrowing facilities

The Shire does not engage in transactions expressed in foreign currencies and is therefore not subject to foreign currency risk.

Financial risk management is carried out by the finance area under policies approved by the Council. The finance area identifies, evaluates and manages financial risks in close co-operation with the operating divisions. Council have approved the overall risk management policy and provide policies on specific areas such as investment policy.

(a) Interest rate risk

Cash and cash equivalents and financial assets at amortised cost

The Shire's main interest rate risk arises from cash and cash equivalents and financial assets at amortised costs with variable interest rates, which exposes the Shire to cash flow interest rate risk. Short term overdraft facilities (refer to Note 15(d)) also have variable interest rates however these are repaid within 12 months, reducing the risk level to minimal.

Excess cash and cash equivalents and financial assets at amortised cost are invested in fixed interest rate term deposits which do not expose the Shire to cash flow interest rate risk. Cash and cash equivalents and financial assets at amortised cost required for working capital are held in variable interest rate accounts and non-interest bearing accounts. Carrying amounts of cash and cash equivalents and financial assets at amortised cost at the 30 June and the weighted average interest rate across all cash and cash equivalents and term deposits held disclosed as financial assets at amortised cost are reflected in the table below.

	Weighted Average Interest Rate %	Carrying Amounts \$	Fixed Interest Rate \$	Variable Interest Rate \$	Non Interest Bearing \$
2021					
Cash and cash equivalents	0.16%	10,689,564	6,265,828	4,421,836	1,900
Financial assets at amortised cost - term deposits	0.31%	10,301,769	10,301,769	0	0
2020					
Cash and cash equivalents	1.63%	2,392,837	1,012,264	1,378,573	2,000
Financial assets at amortised cost	1.06%	15,161,309	15,161,309	0	0

Sensitivity

Profit or loss is sensitive to higher/lower interest income from cash and cash equivalents as a result of changes in interest rates.

	2021	2020
Impact of a 1% movement in interest rates on profit and loss and equity*	\$ 44,218	\$ 13,786

* Holding all other variables constant

Borrowings

Borrowings are subject to interest rate risk - the risk that movements in interest rates could adversely affect funding costs. The Shire manages this risk by borrowing long term and fixing the interest rate to the situation considered the most advantageous at the time of negotiation. The Shire does not consider there to be any interest rate risk in relation to borrowings as all borrowings are at a fixed interest rate. Details of interest rates applicable to each borrowing may be found at Note 15(b).

25. FINANCIAL RISK MANAGEMENT (Continued)

(b) Credit risk

Trade and Other Receivables

The Shire's major receivables comprise rates annual charges and user fees and charges. The major risk associated with these receivables is credit risk – the risk that the debts may not be repaid. The Shire manages this risk by monitoring outstanding debt and employing debt recovery policies. It also encourages ratepayers to pay rates by the due date through incentives.

Credit risk on rates and annual charges is minimised by the ability of the Shire to recover these debts as a secured charge over the land, that is, the land can be sold to recover the debt. Whilst the Shire was historically able to charge interest on overdue rates and annual charges at higher than market rates, which further encourage payment.

The level of outstanding receivables is reported to Council quarterly and benchmarks are set and monitored for acceptable collection performance.

The Shire applies the AASB 9 simplified approach to measuring expected credit losses using a lifetime expected loss allowance for all trade receivables. To measure the expected credit losses, rates receivable are separated from other trade receivables due to the difference in payment terms and security for rates receivable.

The expected loss rates are based on the payment profiles of rates and fees and charges over a period of 36 months before 1 July 2020 or 1 July 2021 respectively and the corresponding historical losses experienced within this period. Historical credit loss rates are adjusted to reflect current and forward-looking information on macroeconomic factors such as the ability of ratepayers and residents to settle the receivables. Housing prices and unemployment rates have been identified as the most relevant factor in repayment rates, and accordingly adjustments are made to the expected credit loss rate based on these factors.

The loss allowance as at 30 June 2021 and 30 June 2020 for rates receivable was determined as follows:

	Current	More than 1 year past due	More than 2 years past due	More than 3 years past due	Total
30 June 2021					
Rates receivable					
Expected credit loss	13.42%	29.91%	44.34%	61.81%	
Gross carrying amount	724,589	294,599	248,527	235,409	1,503,124
Loss allowance	97,236	88,113	110,201	145,495	441,046
30 June 2020					
Rates receivable					
Expected credit loss	16.10%	16.20%	35.68%	96.00%	
Gross carrying amount	1,153,472	286,852	173,450	205,119	1,818,893
Loss allowance	185,709	46,470	61,883	196,911	490,973

The loss allowance as at 30 June 2021 and 30 June 2020 for trade and other receivables was determined as follows.

	Current	More than 30 days past due	More than 60 days past due	More than 90 days past due	Total
30 June 2021					
Trade and other receivables					
Expected credit loss	2.90%	0.36%	50.53%	67.01%	
Gross carrying amount	1,305,093	61,321	38,884	271,169	1,676,467
Loss allowance	37,908	221	19,647	181,711	239,487
30 June 2020					
Trade and other receivables					
Expected credit loss	0.19%	1.23%	10.90%	90.01%	
Gross carrying amount	294,418	53,991	208,196	262,724	819,329
Loss allowance	552	666	22,694	236,477	260,389

25. FINANCIAL RISK MANAGEMENT (Continued)

(c) Liquidity risk

Payables and borrowings

Payables and borrowings are both subject to liquidity risk – that is the risk that insufficient funds may be on hand to meet payment obligations as and when they fall due. The Shire manages this risk by monitoring its cash flow requirements and liquidity levels and maintaining an adequate cash buffer. Payment terms can be extended and overdraft facilities drawn upon if required and disclosed in Note 15(d).

The contractual undiscounted cash flows of the Shire's payables and borrowings are set out in the liquidity table below. Balances due within 12 months equal their carrying balances, as the impact of discounting is not significant.

	Due within 1 year \$	Due between 1 & 5 years \$	Due after 5 years \$	Total contractual cash flows \$	Carrying values \$
<u>2021</u>					
Payables	2,055,519	0	0	2,055,519	2,055,519
Borrowings	712,854	1,198,563	0	1,911,417	1,911,417
	2,768,373	1,198,563	0	3,966,936	3,966,936
<u>2020</u>					
Payables	1,587,100	0	0	1,587,100	1,587,100
Borrowings	775,146	2,047,616	0	2,822,762	2,598,844
	2,362,246	2,047,616	0	4,409,862	4,185,944

26. EVENTS OCCURRING AFTER THE END OF THE REPORTING PERIOD

There were no events occurring subsequent to the end of the reporting period that warrant adjustments or disclosure.

27. TRUST FUNDS

Funds held at balance date which are required to be held in trust and which are not included in the financial statements are as follows:

	1 July 2020	Amounts Received	Amounts Paid	30 June 2021
	\$	\$	\$	\$
Public Open Space Contributions	489,337	2,733	0	492,070
Building Services Levy	17,143	17,561	(13,128)	21,576
Building & Construction Industry Training Fund	7,151	16,052	(8,325)	14,878
Terminal Security Access Cards	821	0	0	821
Health Application Fee	245	0	0	245
	514,697	36,346	(21,453)	529,590

28. CONTINGENT LIABILITIES

There were no contingent liabilities as at the reporting date.

SHIRE OF WYNDHAM-EAST KIMBERLEY

NOTES TO AND FORMING PART OF THE FINANCIAL REPORT FOR THE YEAR ENDED 30 JUNE 2021

29. OTHER SIGNIFICANT ACCOUNTING POLICIES

a) Goods and services tax (GST)

Revenues, expenses and assets are recognised net of the amount of GST, except where the amount of GST incurred is not recoverable from the Australian Taxation Office (ATO).

Receivables and payables are stated inclusive of GST receivable or payable. The net amount of GST recoverable from, or payable to, the ATO is included with receivables or payables in the statement of financial position.

Cash flows are presented on a gross basis. The GST components of cash flows arising from investing or financing activities which are recoverable from, or payable to, the ATO are presented as operating cash flows.

b) Current and non-current classification

The asset or liability is classified as current if it is expected to be settled within the next 12 months, being the Shire's operational cycle. In the case of liabilities where the Shire does not have the unconditional right to defer settlement beyond 12 months, such as vested long service leave, the liability is classified as current even if not expected to be settled within the next 12 months. Inventories held for trading are classified as current or non-current based on the Shire's intentions to release for sale.

c) Rounding off figures

All figures shown in this annual financial report, other than a rate in the dollar, are rounded to the nearest dollar. Amounts are presented in Australian Dollars.

d) Comparative figures

Where required, comparative figures have been adjusted to conform with changes in presentation for the current financial year.

When the Shire applies an accounting policy retrospectively, makes a retrospective restatement or reclassifies items in its financial statements that has a material effect on the statement of financial position, an additional (third) statement of financial position as at the beginning of the preceding period in addition to the minimum comparative financial statements is presented.

e) Budget comparative figures

Unless otherwise stated, the budget comparative figures shown in this annual financial report relate to the original budget estimate for the relevant item of disclosure.

f) Superannuation

The Shire contributes to a number of Superannuation Funds on behalf of employees. All funds to which the Shire contributes are defined contribution plans.

g) Fair value of assets and liabilities

Fair value is the price that the Shire would receive to sell the asset or would have to pay to transfer a liability, in an orderly (i.e. unforced) transaction between independent, knowledgeable and willing market participants at the measurement date.

As fair value is a market-based measure, the closest equivalent observable market pricing information is used to determine fair value. Adjustments to market values may be made having regard to the characteristics of the specific asset or liability. The fair values of assets that are not traded in an active market are determined using one or more valuation techniques. These valuation techniques maximise, to the extent possible, the use of observable market data.

To the extent possible, market information is extracted from either the principal market for the asset or liability (i.e. the market with the greatest volume and level of activity for the asset or liability) or, in the absence of such a market, the most advantageous market available to the entity at the end of the reporting period (i.e. the market that maximises the receipts from the sale of the asset after taking into account transaction costs and transport costs).

For non-financial assets, the fair value measurement also takes into account a market participant's ability to use the asset in its highest and best use or to sell it to another market participant that would use the asset in its highest and best use.

h) Fair value hierarchy

AASB 13 requires the disclosure of fair value information by level of the fair value hierarchy, which categorises fair value measurement into one of three possible levels based on the lowest level that an input that is significant to the measurement can be categorised into as follows:

Level 1

Measurements based on quoted prices (unadjusted) in active markets for identical assets or liabilities that the entity can access at the measurement date.

Level 2

Measurements based on inputs other than quoted prices included in Level 1 that are observable for the asset or liability, either directly or indirectly.

Level 3

Measurements based on unobservable inputs for the asset or liability.

The fair values of assets and liabilities that are not traded in an active market are determined using one or more valuation techniques. These valuation techniques maximise, to the extent possible, the use of observable market data. If all significant inputs required to measure fair value are observable, the asset or liability is included in Level 2. If one or more significant inputs are not based on observable market data, the asset or liability is included in Level 3.

Valuation techniques

The Shire selects a valuation technique that is appropriate in the circumstances and for which sufficient data is available to measure fair value. The availability of sufficient and relevant data primarily depends on the specific characteristics of the asset or liability being measured. The valuation techniques selected by the Shire are consistent with one or more of the following valuation approaches:

Market approach

Valuation techniques that use prices and other relevant information generated by market transactions for identical or similar assets or liabilities.

Income approach

Valuation techniques that convert estimated future cash flows or income and expenses into a single discounted present value.

Cost approach

Valuation techniques that reflect the current replacement cost of the service capacity of an asset.

Each valuation technique requires inputs that reflect the assumptions that buyers and sellers would use when pricing the asset or liability, including assumptions about risks. When selecting a valuation technique, the Shire gives priority to those techniques that maximise the use of observable inputs and minimise the use of unobservable inputs. Inputs that are developed using market data (such as publicly available information on actual transactions) and reflect the assumptions that buyers and sellers would generally use when pricing the asset or liability are considered observable, whereas inputs for which market data is not available and therefore are developed using the best information available about such assumptions are considered unobservable.

i) Impairment of assets

In accordance with Australian Accounting Standards the Shire's cash generating non-specialised assets, other than inventories, are assessed at each reporting date to determine whether there is any indication they may be impaired.

Where such an indication exists, an impairment test is carried out on the asset by comparing the recoverable amount of the asset, being the higher of the asset's fair value less costs to sell and value in use, to the asset's carrying amount.

Any excess of the asset's carrying amount over its recoverable amount is recognised immediately in profit or loss, unless the asset is carried at a revalued amount in accordance with another Standard (e.g. AASB 116) whereby any impairment loss of a revalued asset is treated as a revaluation decrease in accordance with that other Standard.

For non-cash generating specialised assets that are measured under the revaluation model, such as roads, drains, public buildings and the like, no annual assessment of impairment is required. Rather AASB 116.31 applies and revaluations need only be made with sufficient regulatory to ensure the carrying value does not differ materially from that which would be determined using fair value at the end of the reporting period.

**SHIRE OF WYNDHAM-EAST KIMBERLEY
NOTES TO AND FORMING PART OF THE FINANCIAL REPORT
FOR THE YEAR ENDED 30 JUNE 2021**

30. ACTIVITIES/PROGRAMS

Shire operations as disclosed in these financial statements encompass the following service orientated activities/programs.

PROGRAM NAME AND OBJECTIVES	ACTIVITIES
<p>GOVERNANCE</p> <p>To provide a decision making process for the efficient allocation of scarce resources</p>	<p>Includes the activities of members of Council and the administrative support available to the Council for the provision of governance of the district. Other costs relate to the task of assisting elected members and ratepayers on matters which do not concern specific Council services.</p>
<p>GENERAL PURPOSE FUNDING</p> <p>To collect revenue to allow for the provision of services</p>	<p>Rates, general purpose Government grants and interest revenue.</p>
<p>LAW, ORDER, PUBLIC SAFETY</p> <p>To provide services to help ensure a safer and environmentally conscious community.</p>	<p>Supervision and enforcement of various local laws relating to fire prevention, animal control and other aspects of public safety including emergency services.</p>
<p>HEALTH</p> <p>To provide an operational framework for environmental and community health.</p>	<p>Inspection of food outlets and their control, provision of meat inspection services, noise control and waste disposal compliance.</p>
<p>EDUCATION AND WELFARE</p> <p>To provide services to disadvantaged persons, the elderly, children and youth.</p>	<p>Operation of youth services, day care centres and assistance to other voluntary services.</p>
<p>HOUSING</p> <p>To provide and maintain staff and residential housing.</p>	<p>Provision of staff and residential housing.</p>
<p>COMMUNITY AMENITIES</p> <p>To provide services required by the community.</p>	<p>Rubbish collection services, operation of rubbish disposal sites, litter control, administration of the town planning schemes, maintenance of cemeteries, maintenance of rest centres and storm water drainage maintenance.</p>
<p>RECREATION AND CULTURE</p> <p>To establish and effectively manage infrastructure and resource which will help the social wellbeing of the community.</p>	<p>Maintenance of halls, aquatic centres, recreation centres and various reserves; operation of library and community development services.</p>
<p>TRANSPORT</p> <p>To provide safe, effective and efficient transport services to the community.</p>	<p>Construction and maintenance of streets, roads, bridges, cleaning and lighting of streets, depot maintenance and provision and operation of airport services.</p>
<p>ECONOMIC SERVICES</p> <p>To help promote the Shire and its economic wellbeing.</p>	<p>The regulation and provision of tourism, area promotion, building control, noxious weeds and vermin control.</p>
<p>OTHER PROPERTY AND SERVICES</p> <p>To monitor and control Shire's overheads operating accounts.</p>	<p>Private works operation, plant repair and operations and administrative costs.</p>

31. FINANCIAL RATIOS

	2021 Actual	2020 Actual	2019 Actual
Current ratio	1.82	1.38	1.79
Asset consumption ratio	0.93	0.95	0.65
Asset renewal funding ratio	Not Reported	1.08	0.96
Asset sustainability ratio	0.55	0.93	0.92
Debt service cover ratio	5.09	3.00	3.35
Operating surplus ratio	(0.17)	(0.21)	(0.14)
Own source revenue coverage ratio	0.69	0.68	0.73

The above ratios are calculated as follows:

Current ratio	$\frac{\text{current assets minus restricted assets}}{\text{current liabilities minus liabilities associated with restricted assets}}$
Asset consumption ratio	$\frac{\text{depreciated replacement costs of depreciable assets}}{\text{current replacement cost of depreciable assets}}$
Asset renewal funding ratio	$\frac{\text{Net present value of planned capital renewal over 10 years}}{\text{Net present value of required capital expenditure over 10 years}}$
Asset sustainability ratio	$\frac{\text{capital renewal and replacement expenditure}}{\text{depreciation}}$
Debt service cover ratio	$\frac{\text{annual operating surplus before interest and depreciation}}{\text{principal and interest}}$
Operating surplus ratio	$\frac{\text{operating revenue minus operating expenses}}{\text{own source operating revenue}}$
Own source revenue coverage ratio	$\frac{\text{own source operating revenue}}{\text{operating expense}}$



Auditor General

INDEPENDENT AUDITOR'S REPORT 2021 Shire of Wyndham-East Kimberley

To the Councillors of the Shire of Wyndham-East Kimberley

Report on the audit of the annual financial report

Opinion

I have audited the financial report of the Shire of Wyndham-East Kimberley (Shire) which comprises:

- the Statement of Financial Position at 30 June 2021, the Statement of Comprehensive Income by Nature or Type, Statement of Comprehensive Income by Program, Statement of Changes in Equity, Statement of Cash Flows and Rate Setting Statement for the year then ended
- Notes comprising a summary of significant accounting policies and other explanatory information
- the Statement by the Chief Executive Officer.

In my opinion the financial report of the Shire of Wyndham-East Kimberley:

- is based on proper accounts and records
- fairly represents, in all material respects, the results of the operations of the Shire for the year ended 30 June 2021 and its financial position at the end of that period in accordance with the *Local Government Act 1995* (the Act) and, to the extent that they are not inconsistent with the Act, Australian Accounting Standards.

Basis for opinion

I conducted my audit in accordance with Australian Auditing Standards. My responsibilities under those standards are further described in the Auditor's responsibilities section below. I am independent of the Shire in accordance with the *Auditor General Act 2006* and the relevant ethical requirements of the Accounting Professional & Ethical Standards Board's APES 110 *Code of Ethics for Professional Accountants (including Independence Standards)* (the Code) that are relevant to my audit of the financial report. I have also fulfilled my other ethical responsibilities in accordance with the Code. I believe that the audit evidence I have obtained is sufficient and appropriate to provide a basis for my opinion.

Responsibilities of the Chief Executive Officer and Council for the financial report

The Chief Executive Officer (CEO) of the Shire is responsible for the preparation and fair presentation of the financial report in accordance with the requirements of the Act, the Regulations and Australian Accounting Standards. The CEO is also responsible for managing internal control (as required by the CEO) to ensure the financial report is free from material misstatement, whether due to fraud or error.

In preparing the financial report, the CEO is responsible for assessing the Shire's ability to continue as a going concern, disclosing, as applicable, matters related to going concern and using the going concern basis of accounting unless the State Government has made decisions affecting the continued existence of the Shire.

The Council is responsible for overseeing the Shire's financial reporting process.

Auditor's responsibility for the audit of the financial report

As required by the *Auditor General Act 2006*, my responsibility is to express an opinion on the financial report. The objectives of my audit are to obtain reasonable assurance about whether the financial report as a whole is free from material misstatement, whether due to fraud or error, and to issue an auditor's report that includes my opinion. Reasonable assurance is a high level of assurance but is not a guarantee that an audit conducted in accordance with Australian Auditing Standards will always detect a material misstatement when it exists.

Misstatements can arise from fraud or error and are considered material if, individually or in the aggregate, they could reasonably be expected to influence the economic decisions of users taken on the basis of the financial report. The risk of not detecting a material misstatement resulting from fraud is higher than for one resulting from error, as fraud may involve collusion, forgery, intentional omissions, misrepresentations or the override of internal control.

A further description of my responsibilities for the audit of the financial report is located on the Auditing and Assurance Standards Board website. This description forms part of my auditor's report and can be found at https://www.auasb.gov.au/auditors_responsibilities/ar4.pdf.

Report on other legal and regulatory requirements

In accordance with the Local Government (Audit) Regulations 1996 I report that:

- (i) In my opinion, the following material matter indicates a significant adverse trend in the financial position of the Shire:
 - a) The Operating Surplus Ratio as reported in Note 31 of the annual financial report is below the Department of Local Government, Sport and Cultural Industries' standard for the last three financial years.
- (ii) The following material matter indicating non-compliance with Part 6 of the Act, the Regulations or applicable financial controls of any other relevant written law was identified during the course of my audit:
 - a) The Shire has not reported the Asset Renewal Funding Ratio for 2021 in the annual financial report as required by section 50(1)(c) of the Local Government (Financial Management) Regulations 1996, as information on planned capital renewals and required capital expenditure was not estimated as required in the long-term financial plan and asset management plan respectively.
- (iii) All required information and explanations were obtained by me.
- (iv) All audit procedures were satisfactorily completed.
- (v) In my opinion, the Asset Consumption Ratio included in the financial report was supported by verifiable information and reasonable assumptions.

Other matter

The annual financial report of the Shire for the year ended 30 June 2020 was audited by another auditor who expressed an unmodified opinion on that financial report. The financial ratios for 2019 and 2020 in Note 31 of the audited annual financial report were included in the audited annual financial report for those years.

Other information

The other information is the information in the entity's annual report for the year ended 30 June 2021, but not the financial report and my auditor's report. The CEO is responsible for the preparation and the Council for overseeing the other information.

My opinion does not cover the other information and, accordingly, I do not express any form of assurance conclusion thereon.

Matters relating to the electronic publication of the audited financial report

This auditor's report relates to the financial report of the Shire of Wyndham-East Kimberley for the year ended 30 June 2021 included on the Shire's website. The Shire's management is responsible for the integrity of the Shire's website. This audit does not provide assurance on the integrity of the Shire's website. The auditor's report refers only to the financial report described above. It does not provide an opinion on any other information which may have been hyperlinked to/from this financial report. If users of the financial report are concerned with the inherent risks arising from publication on a website, they are advised to refer to the hard copy of the audited financial report to confirm the information contained in this website version of the financial report.



Grant Robinson
Assistant Auditor General Financial Audit
Delegate of the Auditor General for Western Australia
Perth, Western Australia
22 February 2022



Contact Us

- +61 08 9168 4100
- mail@swek.wa.gov.au
- www.swek.wa.gov.au
- PO Box 614 Kununurra WA 6743
- @ShireofWyndhamEastKimberley

Kununurra
20 Coolibah Drive
Kununurra WA 6743

Wyndham
Koolama Street
Wyndham WA 6740

**SHIRE of WYNDHAM
EAST KIMBERLEY**

